

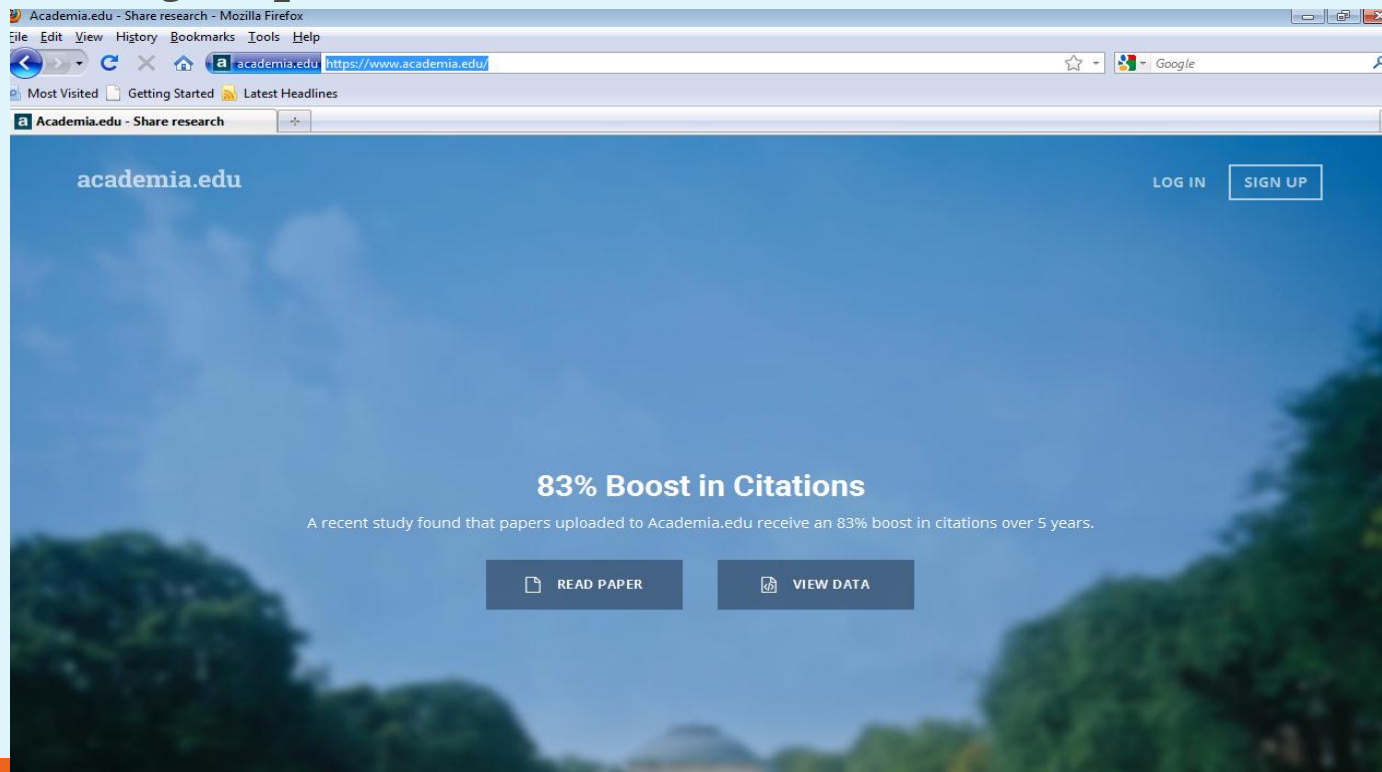
Registering in Academia



Registering



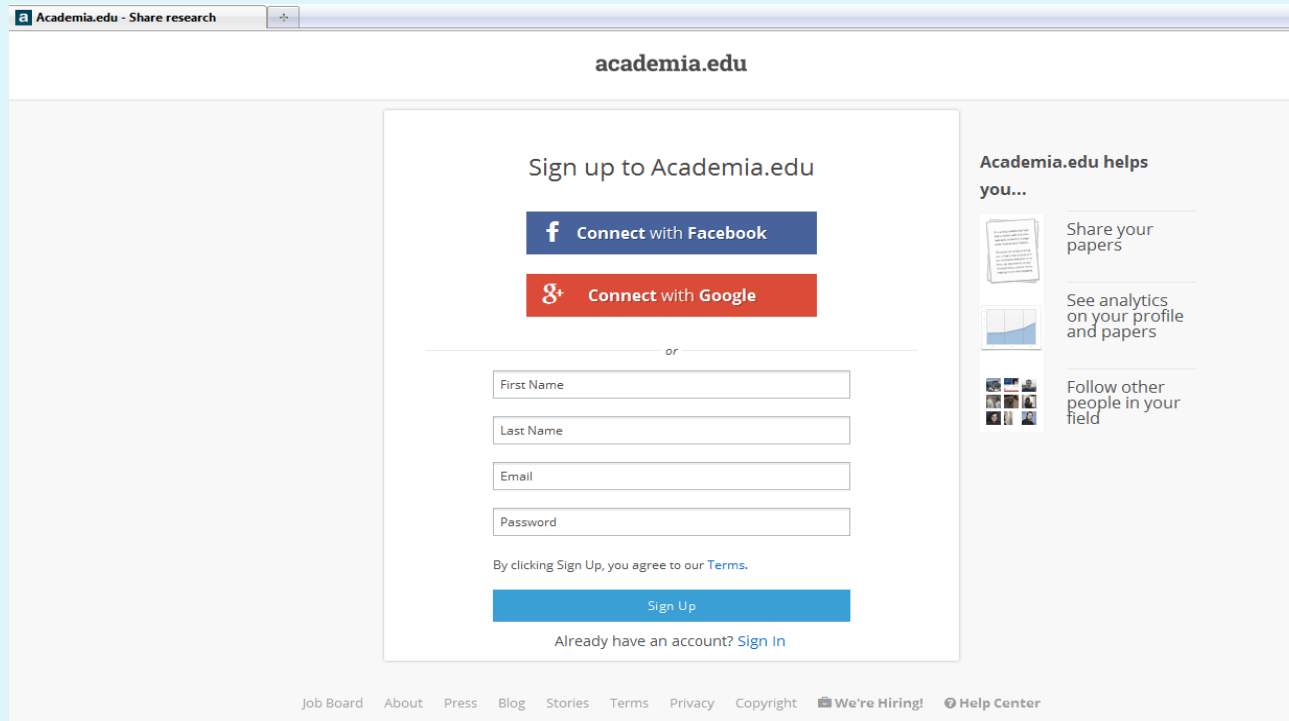
- To register in the Academia site
 - Go to the URL <https://www.academia.edu/>
 - Click on *Sign up* button



Registering



- Then, enter your data: first name, last name, Email and password.



The screenshot shows the Academia.edu registration page. At the top, the browser tab reads "Academia.edu - Share research". The page header is "academia.edu". The main content area is titled "Sign up to Academia.edu" and features two social login buttons: "Connect with Facebook" and "Connect with Google". Below these is a horizontal line with the word "or" in the center. The registration form consists of four input fields: "First Name", "Last Name", "Email", and "Password". Below the form, there is a line of text: "By clicking Sign Up, you agree to our [Terms](#)." and a blue "Sign Up" button. At the bottom of the form area, it says "Already have an account? [Sign In](#)". To the right of the form, under the heading "Academia.edu helps you...", there are three benefits listed with icons: "Share your papers", "See analytics on your profile and papers", and "Follow other people in your field". The footer contains links for "Job Board", "About", "Press", "Blog", "Stories", "Terms", "Privacy", "Copyright", "We're Hiring!", and "Help Center".

Registering



- Now, you can enter your position as professor

academia.edu

What best describes your current position?

Professor

Graduate Student

Alumn

Undergraduate

Other

Registering



- Once you enter “kfs” , a drop down list appears with our university name

academia.edu

University

University

kfs

Kafrelsheikh University

King Faisal Specialist Hospital and Research Centre

King Fahd Security College

Kfsdotkvqn

KFSYSCC

king faisal specialist hospital & research center

Registering



- Then, enter your department and position with the same way. Then Save

academia.edu

University
Kafrelsheikh University ▼

Department
Electrical Engineering ▼

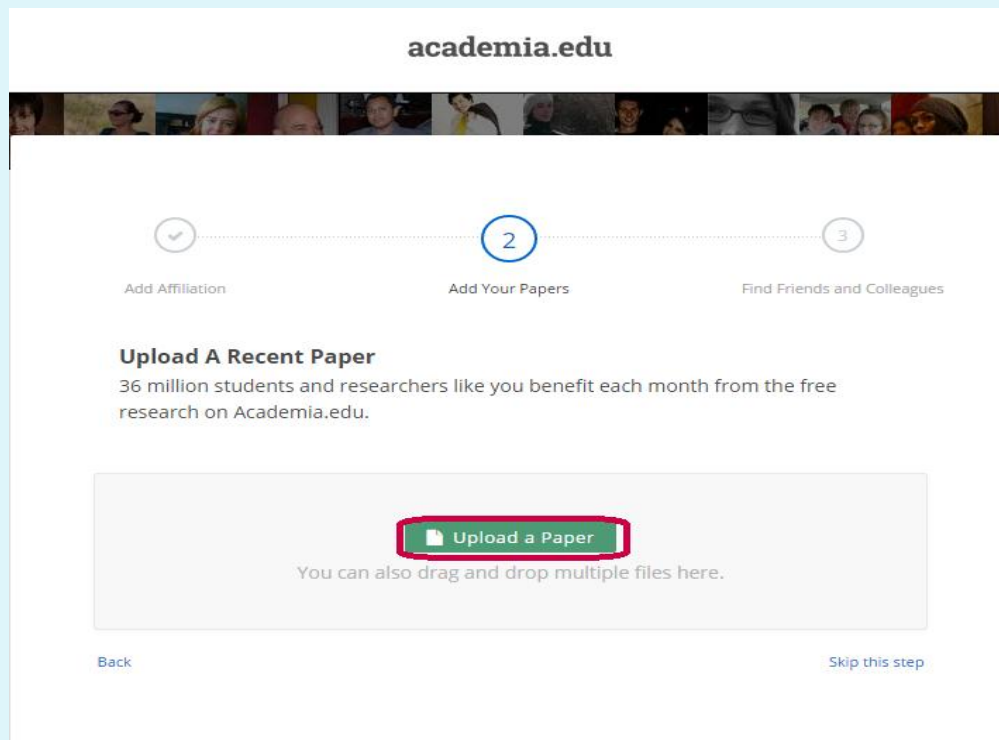
Position
Post Doctorate ▼

SAVE

Registering



- Then you can upload your recent papers, by clicking “upload a paper”



Registering



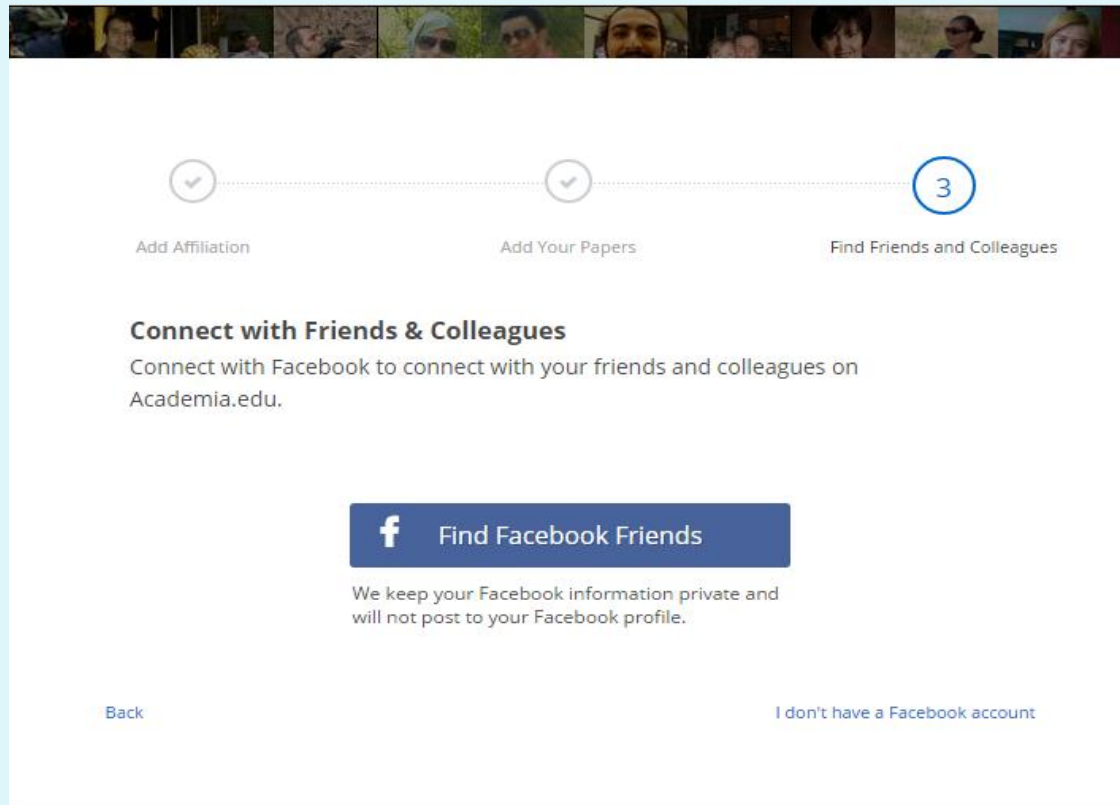
- After uploading a pdf, you can save this step

The screenshot shows a three-step registration process on Academia.edu. Step 1 is 'Add Affiliation', step 2 is 'Add Your Papers' (highlighted with a blue circle), and step 3 is 'Find Friends and Colleagues'. Below the progress bar, there is a section titled 'Upload A Recent Paper' with the text '36 million students and researchers like you benefit each month from the free research on Academia.edu.' A large green button labeled 'Upload a Paper' is centered in a light gray box, with the text 'You can also drag and drop multiple files here.' below it. Underneath, a text input field contains the title 'Title: Fast Clustering using MapReduce * General' and has a 100% progress bar. At the bottom right, a blue 'Save' button is highlighted with a red square, and a 'Skip this step' link is visible below it. A 'Back' link is located at the bottom left.

Registering



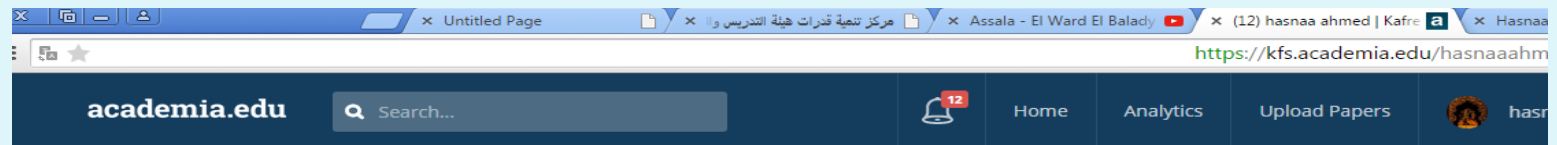
- Then, you move to the next step to find friends and colleagues



Adding Papers



- It displays your friends on academia.edu. Then you can add your papers on your profile



hasnaa ahmed
Kafrelsheikh University, Electrical Engineering, Post-Doc edit

Research: none
Interests: Edit

PAPERS + Add Paper Reorder

Fast Clustering using MapReduce * General more 0

Download

About

Papers 1

+ Add Section

+ Add Post

+ Add CV

Add Contact Information

Add Social Profiles
(Facebook, Twitter, etc.)

0 total views

12 followers

12 Following

Recent Activity

hasnaa added 2 papers 14 minutes ago

hasnaa started following the work of 12 people, about 2 hours ago

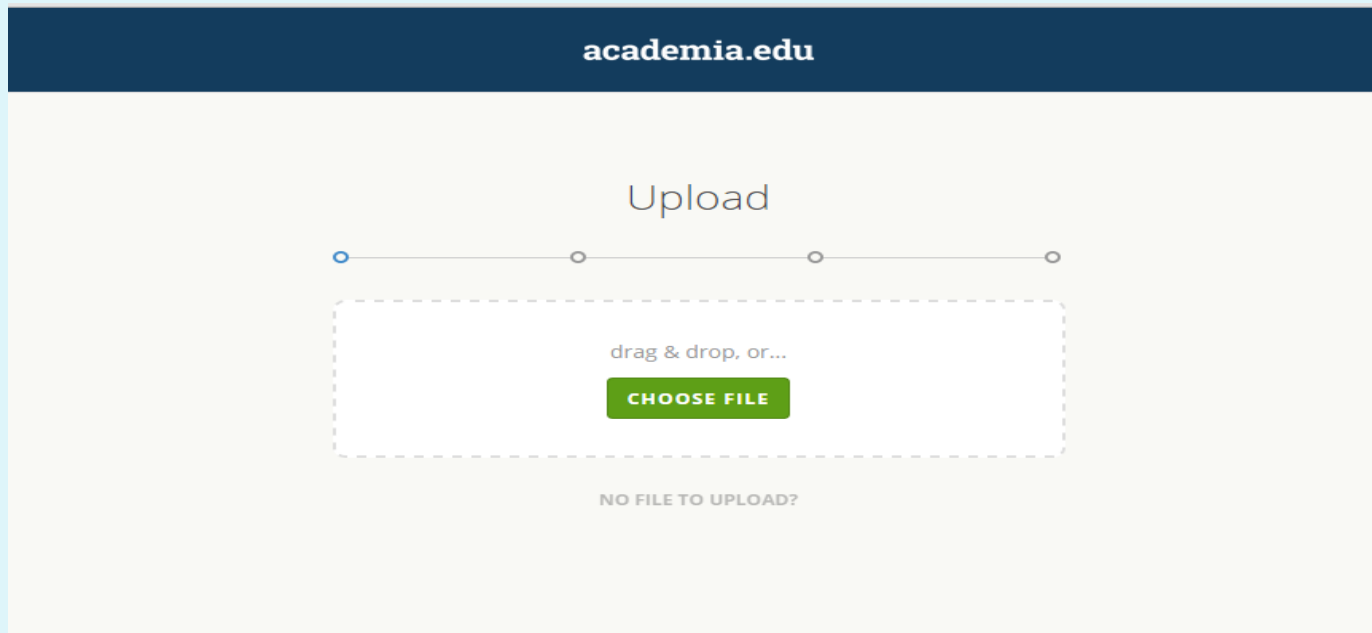
hasnaa joined the department Electrical Engineering, about 3 hours ago

View more activity

... Adding Papers



- Then upload your file



... Adding Papers



- Then add title, abstract and authors

The screenshot shows the 'academia.edu' interface for adding a paper. At the top, there is a dark blue header with the text 'academia.edu'. Below this is a light beige background with the title 'Details' centered. A progress indicator consists of a horizontal line with four dots; the first dot is green, and the others are blue. Below the progress indicator are three input fields: 'Title' with a placeholder 'add a title...', 'Abstract' with a placeholder 'add an abstract for your paper...', and 'Authors' with a placeholder 'hasnaa ahmed'. At the bottom left, there is a '< BACK' link, and at the bottom right, there is a blue 'CONTINUE' button.



Thank You