

Particle Swarm Optimization Algorithm for Unit Commitment Problem in Deregulated Environment

Sahar. S.Kaddah

Department of electrical Power Engineering
University of Mansoura
skaddah@mans.edu.eg

Ragab. A. Elsehiemy

Department of electrical Power Engineering
University of Kafr elshiekh
elsehiemy@yahoo.com

Alaa Ahmed Zaky

Department of electrical Power Engineering
University of Kafr elshiekh
alaazaky91@yahoo.com

Abstract- An important criterion in power system operation is to meet the power demand at minimum fuel cost using an optimal mix of different power plants. Moreover, in order to supply electric power to customers in a secured and economic manner, thermal unit commitment is considered to be one of the best available options. It is thus recognized that the optimal unit commitment of thermal systems results in a great saving for electric utilities. The unit commitment has been identified for this paper work. The complexity of the UC problems grows exponentially to the number of generating units especially by applying the deregulated rules in power system. Where in this environment the objective function is maximizing the profit while satisfying the regular unit commitment constrains with addition of new constrains such as bilateral and multilateral contracts. The formulation of unit commitment has been discussed and the solution is obtained by an algorithm based on Particle Swarm Optimization technique the proposed algorithm is implemented in matlab environment.

Index Terms - particle swarm optimization (PSO), unit commitment, optimization methods, power generation dispatch.

I. INTRODUCTION

The regular unit Commitment is the problem of determining the schedule of generating units at minimum system production cost during the period while simultaneously satisfying the load demand ,spinning reserve, ramp constrains and the operational constrains of the individual unit[1,2]. In an electric power system, the total load on the system will generally be higher during the daytime and early evening when industrial loads are high, lights are on, and so forth, and lower during the late evening and early morning when most of the population is asleep[3]-[6]. In addition, the use of electric power has a weekly cycle, the load being lower over weekend days than weekdays. So it's not economical to commit enough units to cover the maximum system load and leave them running it is necessary to commit some units and decommit some other to cover the load demand with a suitable reserve to save cost Unit commitment (UC) is a nonlinear mixed integer optimization problem to schedule.

the operation of the generating units at minimum operating cost while satisfying the demand and other equality and inequality constrains. The UC problem has to determine the on/off state of the generating units at each hour of the

planning period and optimally dispatch the load among the committed units. UC is the most significant optimization task in the operation of the power systems. Solving the UC problem for large power systems is computationally expensive. The complexity of the UC problems grows exponentially to the number of generating units.

Several solution strategies have been proposed to provide quality solutions to the UC problem and increase the potential savings of the power system operation. These strategies include deterministic and stochastic search approaches. Deterministic approaches include the priority list method, dynamic programming, the branch and -bound methods, mixed integer programming (MIP),interior point optimization and Lagrangian Relaxation[7]-[15]. Although these methods are simple and fast, they suffer from numerical convergence and solution quality problems. The stochastic search algorithms such as particle swarm optimization[16,17], genetic algorithms[18,19], evolutionary programming, simulated annealing[20], ant colony optimization[21] and tabu search[22] are able to overcome the shortcomings of traditional optimization techniques. These methods can handle complex nonlinear constraints and provide high quality solutions. This formulation drastically reduces the number of decision variables and hence can overcome the shortcomings of stochastic search algorithms for UC problems. Due to simplicity and less parameter tuning, particle swarm optimization is used for solving the unit commitment problem. In this paper we have to study the algorithm of particle Swarm optimization and formulate the algorithm for solving unit commitment for deregulated power system.

II. NOMENCLATURE

- $F(P_{it})$ Production cost of unit i in time period t (\$).
- SUC_{it} Start-up cost for unit i in time period t (\$).
- TC Total cost of GENCO (\$).
- CH_i The cold start hour (hr) at unit i .
- CSC_i The unit's cold start-up cost at unit i (\$).
- HSC_i The unit's hot start-up cost at unit i (\$).
- D_t Forecasted demand at hour t (MW).

N	Number of generator units.
Nt	A chosen number of intervals.
$P_{i \min}$	Minimum limit of generator i (MW).
P_{it}	Power generation of unit i at hour t (MW).
$P_{i \max}$	Maximum limit of generator i (MW).
R_{it}	Reserve generation of unit i at hour t (MW).
SDC_{it}	Shut-down cost of unit i at time period t (\$).
SP_t	Forecasted spot price at hour t (\$).
SR_t	Forecasted reserve at hour t (MW).
T	Number of hours.
T_i^{off}	Minimum off-time of unit i (hr).
T_i^{on}	Minimum-on time of unit i (hr).
U_{it}	On/off status of generator i at hour t .
$X_{(i,t-1)}^{\text{on}}$	Time duration for which unit i has been on-time at hour t (hr).
$X_{(i,t-1)}^{\text{off}}$	Time duration for which unit i has been off-time at hour t (hr).
RP_t	Forecasted reserve price at hour t .
r	Probability that the reserve is called and generated.
PF	Profit of GENCO (\$).
RV	Revenue of GENCO (\$).
$x_{k,t}$	Specifies the consecutive time that the unit has been on (+) or off (-) at the end of the hour t .
$S_k(x_{k,t})$	Start-up cost, which for thermal units depends on the prevailing temperature of the boilers
K	Represent the generator number
P_k^{\max}	Maximum output of generator k
P_k^{\min}	Minimum output of generator k
t_k^{dn}	The time that generator should be stay off when shutdown
t_k^{up}	The time that generator should be stay on when start up
$v_{id}^{(m)}$	Velocity of particle i at iteration m .
$x_{id}^{(m)}$	Current position of particle i at iteration m .
W	Inertia weight factor.
tn	Number of iterations .
n	Number of particles in a group .
m	Number of members in a particle .
c_1 and c_2	Acceleration constant of PSO.
$rand_1(\cdot)$ and $rand_2(\cdot)$	Random numbers between 0 and 1.
$iter_{\max}$ and $iter$	Maximum and the current number of iterations.

III. PARTICLE SWARM OPTIMIZATION

Particle swarm optimization is a computing technique introduced by Kennedy and Eberhart in 1995, which was inspired by the social behavior of bird flocking or fish schooling (Reynolds, 1987). They theorize that the process of cultural adaptation can be summarized in terms of three principles: evaluate, compare and imitate. An organism, a bird in PSO, evaluates its neighbors, compares itself to others in the population and then imitates only those neighbors who are superior . PSO is inspired by particles moving around in the search space. The individuals in a PSO

thus have their own positions and velocities. These individuals are denoted as particles. Traditionally, PSO has no crossover between individuals, has no mutation, and particles are never substituted by other individuals during the run . The update of the particles is accomplished to calculate a new velocity for each particle (potential solution) based on its previous velocity (v_{id}), the particle's location at which the best fitness so far has been achieved ($pbest_{id}$), and the population global location ($gbest_d$) at which the best fitness so far has been achieved. Then, each particle's position in the solution hyperspace is updated as shown in figure 1. The modified velocity and position of each particle can be calculated using the current velocity and distance from $pbest_{id}$ to $gbest_d$ as shown in the following equations:

$$v_{id}^{(m+1)} = w.v_{id}^{(m)} + c_1.rand_1(\cdot).(pbest_{id} - x_{id}^{(m)}) + c_2.rand_2(\cdot).(gbest_d - x_{id}^{(m)}) \quad (1)$$

$$x_{id}^{(m+1)} = x_{id}^{(m)} + v_{id}^{(m+1)} \quad (2)$$

Velocity of particle i at iteration t ; in d -dimensional space is limited by: $v_{d,\min} < v_{id}^{(m)} < v_{d,\max}$. Appropriate selection of inertia weight in (1) provides a balance between global and local explorations. As originally developed, often decreases linearly during a run. In general, the inertia weight factor (w) is set to the following equation:

$$w = w_{\max} - \frac{w_{\max} - w_{\min}}{iter_{\max}} iter \quad (3)$$

The velocity of particle i in d -dimensional space is limited by some maximum value, $v_{d,\max}$. This limit enhances the local exploration of the problem space and it realistically simulates the incremental changes of human learning. To ensure uniform velocity through all dimensions, the maximum velocity in the d -dimension is presented as:

$$v_{d,\max} = \frac{x_{di,\max} - x_{di,\min}}{Nt} \quad (4)$$

IV. UC PROBLEM FORMULATION

A. UC in regulated power system

Unit commitment is an optimization problem of determining the schedule of generating units within a power system with a number of constraints [23, 24]. The objective of the UC problem is to minimize the total operating costs subjected to a set of system and unit constraints over the scheduling horizon as shown in figure 2.

$$TC = \sum_i^N \sum_t^T .F(P_{it})U_{it} + SUC_{it} \cdot (1 - U_{it}) \cdot U_{it} + SDC_{it} \cdot (1 - U_{it}) \cdot U_{i,(t-1)} \quad (5)$$

The generator fuel-cost function can be expressed as:

$$F(P_{it}) = a_i + b_i \cdot P_{it} + c_i \cdot P_{it}^2 \quad (6)$$

where, a_i , b_i and c_i are the unit cost coefficients.

Subject to:

1) Demand Constraint:

$$\sum_{i=1}^N P_{it} U_{it} \leq D_t' \quad t=1, \dots, T \quad (7)$$

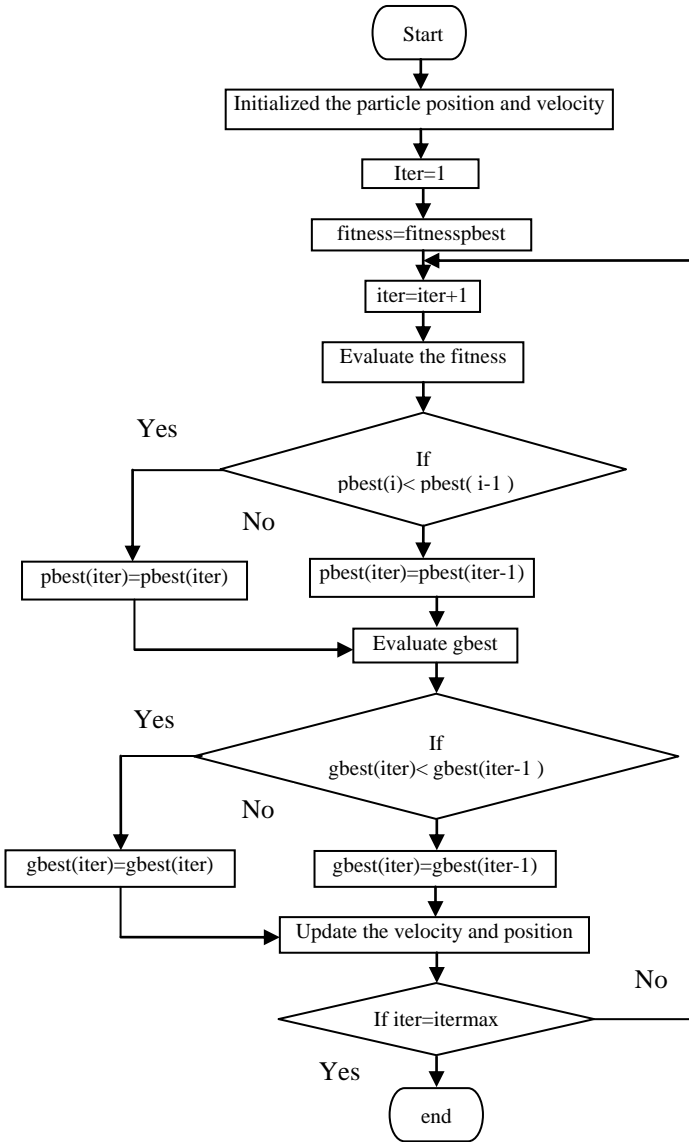


Fig. 1 flow chart of particle swarm optimization

2) Reserve Constraint:

$$\sum_{i=1}^N R_{it} U_{it} \leq SR_t' \quad t=1, \dots, T \quad (8)$$

3) Power generation and reserve limits:

$$P_{i \min} \leq P_{(i,t)} \leq P_{i \max} \quad i=1, \dots, N \quad (9)$$

$$0 \leq R_{(i,t)} \leq P_{i \max} - P_{i \min} \quad i=1, \dots, N \quad (10)$$

4) Minimum Up and Down time Constraints:

$$[X_{(i,t-1)}^{\text{on}} - T_i^{\text{on}}][U_{(i,t-1)} - U_{it}] \geq 0 \quad (11)$$

$$[X_{(i,t-1)}^{\text{off}} - T_i^{\text{off}}][U_{it} - U_{(i,t-1)}] \geq 0 \quad (12)$$

Start-up cost is calculated from (13) and shown in figure

3

$$SUC_{it} = \begin{cases} HSC_i, & X_{(i,t-1)}^{\text{off}} \leq T_i^{\text{off}} + CH_i \\ CSC_i, & X_{(i,t-1)}^{\text{off}} > T_i^{\text{off}} + CH_i \end{cases} \quad (13)$$

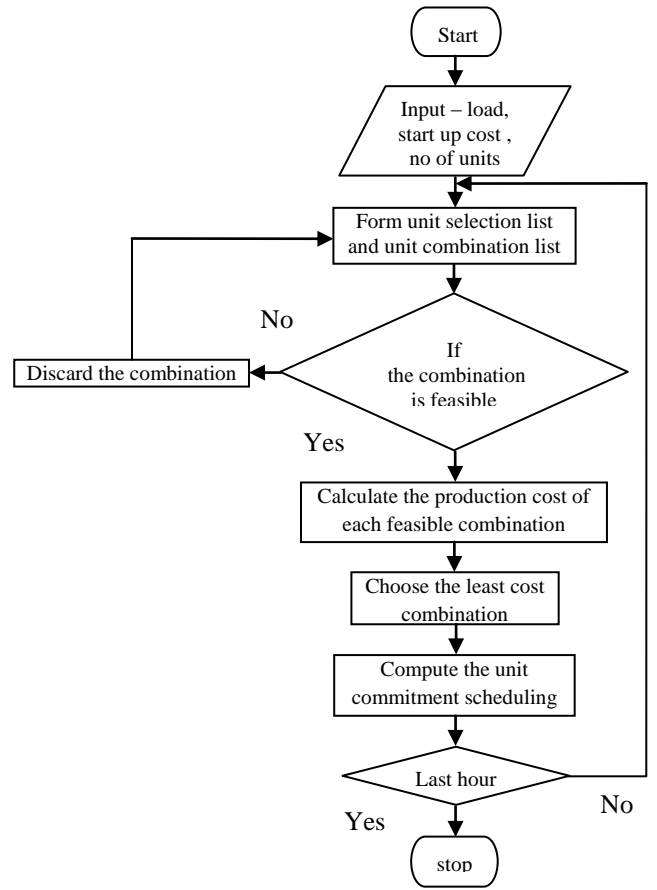


Fig. 2 flow chart to solve unit commitment problem

B. UC in deregulated power system

Deregulation in power sector increases the efficiency of electricity production and distribution, offer lower prices, higher quality, a secure and a more reliable product and this affect UC problem. UC schedule depends on the market price in the deregulated market. In deregulated environment utilities are not required to meet the demand. GENCO can consider a schedule that produce less than the predicted load demand and reserve but creates maximum profit. More number of units are committed when the market price is higher. When more number of generating units are brought online more power is generated and participated in the deregulated market to get maximum profit. for the commitment decisions made by the Independent System Operator (ISO). The ISO resembles very much the operation of a power generating utility under regulation. The ISO manages the transmission grid, controls the dispatch of generation, oversees the reliability of the system, and administers congestion protocols [24]. The ISO is a non-profit organization. Its economic objective is to maximize social welfare, which is obtained by minimizing the costs of reliably supplying the aggregate load. Under deregulation, the UCP for an electric power producer will require a new formulation that includes the electricity market in the model. Starting from the late eighties, the transition towards the wholesale electric energy market, taking place in most countries in the world, demanded for a reconsideration of the unit commitment problem.

As deregulation [25] is being implemented in various regions of the world, the traditional unit commitment problem continues to remain applicable for the commitment

decisions made by the Independent System Operator (ISO). The ISO resembles very much the operation of a power generating utility under regulation. The ISO manages the transmission grid, controls the dispatch of generation, oversees the reliability of the system, and administers congestion protocols [26]. The ISO is a non-profit organization. Its economic objective is to maximize social welfare, which is obtained by minimizing the costs of reliably supplying the aggregate load. Under deregulation, the UCP for an electric power producer will require a new formulation that includes the electricity market in the model. The main difficulty here is that the spot price of electricity is no longer predetermined but set by open competition. Thus far, the hourly spot prices of electricity have shown evidence of being highly volatile. The unit commitment decisions are now harder and the modeling of spot prices becomes very important in this new operating environment.

In fact, generation companies (GENCOs), operating in an open electricity market, are no longer bound to serve a local load, but aim at maximizing their own profits. In the pool-based electricity market, every GENCO submits bidding price function to the independent system operator (ISO) for every hour of the planning horizon. The ISO uses bidding price function and forecasted demand to determine market clearing price (MCP) and hourly generation outputs by maximizing the total surplus of generators and consumers. In the market, ISO would be forecasting the demand and the price for the next day/hour. The GENCOs will send its bidding to the ISO, depending upon the demand and its generator coefficients. The ISO will accept and select the bidder whose price is less than or equal to its expected price (forecasted price). If the bidder's price is more than the forecasted one, then ISO will fix the forecasted price as MCP. If any of the GENCOs fix the price below the forecasted price, then the ISO will fix the lowest price as the MCP. However, each company's bidding differs from others, depending upon their generator coefficient which is confidential [27] and therefore ISO has to be very judicious for the equal participation of all GENCOs in the competing pool.

Generally the maximization of profit is different from the minimizing cost because GENCOs no longer have the obligation to serve. They may choose to generate less than the demand, which allows more flexibility in UC schedules. However, in certain markets such as New Zealand Energy Market, unit commitment is the sole responsibility of individual GENCOs. In these markets the GENCOs use their bidding strategies and submit single part bids to the ISO, for fully satisfying the forecasted load without any flexibility [28]. These GENCOs in advance ensure that optimal dispatch for the forecasted price, while submitting their bids. Hence, the information on optimal production obtained, is still valuable when making bidding strategies. These strategies may however include uncertainty in price, the behavior of other participants and risk averseness, of the GENCOs.

Therefore a cumulative bid for all units owned by GENCOs may also be submitted to the pool. Therefore, ISO will look vigilantly into both single part bid and cumulative bid, before making the MCP, in case of uncertainties. But only after the market is cleared, each GENCO would know their individual demand in the spot market. Now, based on these demands, the GENCOs can again carryout self-commitment to obtain optimal decisions. This is when the demand constraints become relevant for competitive GENCOs. This makes the

UC similar to the traditional power systems where the objective is to minimize system cost to meet system demand.

Considering the Singapore market, the GENCOs will participate in the market operations and submit their biddings depending upon the forecasted load and price, by the market operator. The whole-sale spot market prices, reflect the least-cost market solution to the dispatch of energy and the provision of reserve and regulation. In general, this means that each generator that submits an offer below the market price will be dispatched and a generator that submits an offer above the market price will not be dispatched. The market price for energy that dispatchable generators receive is a nodal price, which may vary according to the location on the network of the node, to which the dispatchable generator has been assigned [29]. The important role of the wholesale electricity market is to determine the competitive electricity prices for the benefit of consumers, in the contestable market. Therefore, each generator competes to bid below or at least equal to the forecasted price, so that the unit should not incur a loss and may choose to generate less than the demand.

According to this, the GENCOs will dispatch the load in an hour if they get the profit in that hour. Each generator that participates in the markets or that causes or permits electricity to be conveyed into, through or out of the ISO-controlled grid, shall operate and maintain its generation facilities and equipment in a manner that is consistent with the reliable operation of the ISO-controlled grid. They shall assist the ISO in the discharge of its responsibilities related to reliability [30]. Based on the above mentioned activities of GENCOs.

UC choices are therefore driven by the expected behaviour of market prices over the time rather than by the forecasted load levels. A number of technical papers witness the renewed interest in the UC problem with the aim of developing optimal bidding strategies for the market .

The objective function is given by the sum over the hours in the interval $[0, T]$ of the revenue minus the cost. The revenue is obtained from supplying the bilateral contracts and by selling to the power pool at a price of m_t per MWH the surplus energy E_t (if any) produced in each hour t . The cost includes the cost of producing the energy, buying shortfalls (if needed) from the power pool, and the startup costs. Defining the supply amount stipulated under the bilateral contract by l_t (MWH) and by R (\$/MWH) the price, the objective function (maximum total profit) is given by

$$\text{Max } PF = RV - TC \quad (14)$$

$$CF_k(p) = a_k + b_k p + c_k p^2 \quad (15)$$

$$\text{Max}_{v_{k,t}, P_{k,t}, E_t} \left\{ \sum_{t=1}^T [l_t R - m_t E_t - \sum_{k=1}^M [CF_k(P_{k,t}) + S_k(x_{k,t})(1 - v_{k,t-1})] v_{k,t}] \right\} \quad (16)$$

A positive value of E_t indicates that E_t megawatts hour are bought from the power pool and a negative value indicates that $-E_t$ megawatts hour are sold to the pool. Since the quantity $l_t R$ is a constant, the optimization problem reduces to:

$$\text{Max}_{v_{k,t}, P_{k,t}, E_t} \left\{ \sum_{t=1}^T [-m_t E_t - \sum_{k=1}^M [CF_k(P_{k,t}) + S_k(x_{k,t})(1 - v_{k,t-1})] v_{k,t}] \right\} \quad (17)$$

subject to the following constraints
(for $t=1, \dots, T$ and $k=1, \dots, M$)

$$\text{Load: } E_t + \sum_{k=1}^M v_{k,t} P_{k,t} = l_t \quad (18)$$

$$\text{Capacity limits: } v_{k,t} P_k^{\min} \leq P_{k,t} \leq v_{k,t} P_k^{\max} \quad (19)$$

$$\text{Minimum down time: } v_{k,t} \leq 1 - I(-t_k^{dn} + 1 \leq x_{k,t-1} \leq -1) \quad (20)$$

$$\text{Minimum up time: } v_{k,t} \geq I(1 \leq x_{k,t-1} \leq t_k^{up} - 1) \quad (21)$$

where $I(x) = \begin{cases} 0 & \text{if } x \text{ is false} \\ 1 & \text{if } x \text{ is true} \end{cases}$

$P_{k,t} \geq 0$ and E_t unrestricted in sign $v_{k,t} = \{0,1\}$

After substituting in the objective function the value of $E_t = l_t - \sum_{k=1}^M v_{k,t} P_{k,t}$, obtained from Equation 18, we rewrite Equation 16 as follows:

$$\text{Max}_{v_{k,t}, P_{k,t}, E_t} \left\{ \sum_{t=1}^T \left[-m_t l_t - \sum_{k=1}^M P_{k,t} v_{k,t} - \sum_{k=1}^M [CF_k(P_{k,t}) + S_k(x_{k,t})(1 - v_{k,t-1})] v_{k,t} \right] \right\} \quad (22)$$

which after removing constant terms is equivalent to:

$$\text{Max}_{v_{k,t}, P_{k,t}} \left\{ \sum_{t=1}^T \left[\sum_{k=1}^M [m_t P_{k,t} - CF_k(P_{k,t}) + S_k(x_{k,t})(1 - v_{k,t-1})] v_{k,t} \right] \right\} \quad (23)$$

subject to the operating constraints. Because the constraints (18) to (21) refer to individual units only, the advantage of Equation 23 is that the objective function is now separable by individual units. The optimal solution can be found by solving M de-coupled sub-problems. Thus, the sub-problem D_k for the k^{th} unit ($k=1, \dots, M$) is.

$$\text{Max}_{v_{k,t}, P_{k,t}} \left\{ \sum_{t=1}^T [m_t P_{k,t} - CF_k(P_{k,t}) + S_k(x_{k,t})(1 - v_{k,t-1})] v_{k,t} \right\} \quad (24)$$

V. CASE STUDIES

In this paper there are two case studies which are 3-unit system and 10-unit system and there data are as follow. Both cases are tested for regulated and deregulated UC.

Case1: 3-unit 12-hour system

System data are listed in table 1 and the load curve is shown in figure 3. The 3-unit 12-hour system has a total capacity of 1200 MW and peak load and minimum load of 1100 MW and 170 MW, respectively.

Case2: 10-unit 24-hour test system

The data for this case are listed in table 4 and the load curve of this case is shown in figure 4 this system has a total

capacity of 1662 MW and peak and minimum load of 1500 and 700 MW, respectively.

Table 1 Cost Coefficients, Unit Characteristics of 3- units system

Gen No	Max MW	Min. MW	a	b	c	Min Up Time (Hr)	Min Down Time (Hr)	Shut down Cost (\$)	Cold Start (Hr)	Init. Unit status	Startup costs	
											Hot (\$)	Cold (\$)
1	600	150	0.002	10	500	4	2	50	4	-5	70	176
2	400	100	0.0025	08	300	5	3	60	5	8	74	187
3	200	50	0.005	06	100	5	1	30	5	8	50	113

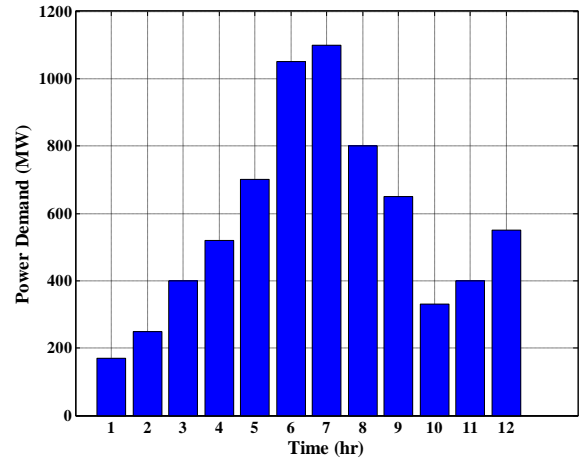


Fig. 3 Load curve of 3 units system

Table 2 Cost Coefficients, Unit Characteristics of 10-units system

Gen No	Max MW	Min. MW	a	b	c	Min Up Time (Hr)	Min Down Time (Hr)	Cold Start (Hr)	Init. unit status	Startup costs	
										Hot (\$)	Cold (\$)
1	455	150	0.00048	16.19	1000	8	8	5	8	4500	9000
2	455	150	0.00031	17.26	970	8	8	5	8	5000	10,000
3	130	20	0.002	16.6	700	5	5	4	-5	550	1100
4	130	20	0.00211	16.5	680	5	5	4	-5	560	1120
5	162	25	0.00398	19.7	450	6	6	4	-6	900	1800
6	80	20	0.00712	22.26	370	3	3	2	-3	170	340
7	85	25	0.00079	27.74	480	3	3	2	-3	260	520
8	55	10	0.00413	25.92	660	1	1	0	-1	30	60
9	55	10	0.00222	27.27	665	1	1	0	-1	30	60
10	55	10	0.00173	27.79	670	1	1	0	-1	30	60

In this paper the data above is used as input to the matlab program in which the algorithm (PSO) is built in and the output is the obtained results that shown in next section.

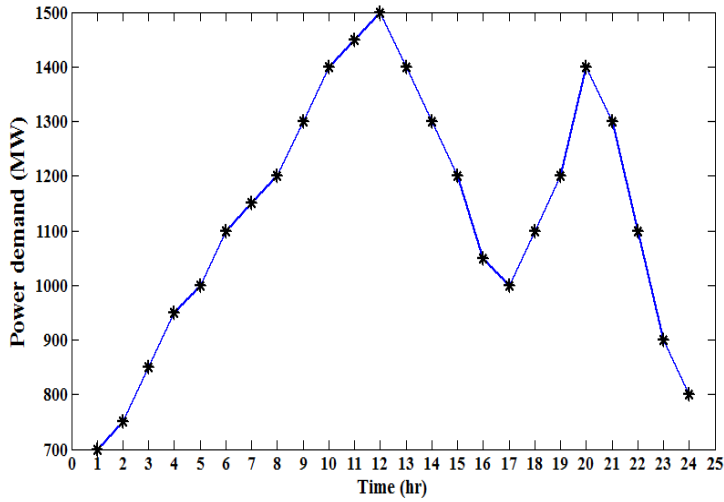


Fig. 4 Load curve of 10 units system

VI. Results

In the following tables the unit commitment dissection and power generated from each committed unit to supply the total load is shown.

Table 3 UC schedule of 3 units 12-hour system regular UC

Hour	Demand	Unit 1	Unit 2	Unit 3	Cumulative cost(\$)
Initial state		0	1	1	
1	170	0	1	1	1670
2	250	0	1	1	3908
3	400	0	1	1	7408
4	520	0	1	1	12024
5	700	1	1	1	19394
6	1050	1	1	1	30199
7	1100	1	1	1	41599
8	800	1	1	1	49579
9	650	1	1	1	56005
10	330	1	1	1	59615
11	400	1	1	1	63760
12	550	1	1	1	69236

Table 5 UC schedule of 10 – unit 24-hour system for regular UC

Hr	D(MW)	Unit Number										Cumulative Cost	
		1	2	3	4	5	6	7	8	9	10		
Initial state		1	1	0	0	0	0	0	0	0	0	0	
1	700	1	1	0	0	0	0	0	0	0	0	0	13.683.13
2	750	1	1	0	0	0	0	0	0	0	0	0	28237.63
3	850	1	1	0	0	1	0	0	0	0	0	0	45947.08
4	950	1	1	0	0	1	0	0	0	0	0	0	64544.75
5	1000	1	1	0	1	1	0	0	0	0	0	0	85124.76
6	1100	1	1	1	1	1	0	0	0	0	0	0	108611.8
7	1150	1	1	1	1	1	0	0	0	0	0	0	131873.8
8	1200	1	1	1	1	1	0	0	0	0	0	0	156024.1
9	1300	1	1	1	1	1	1	1	0	0	0	0	184135.2
10	1400	1	1	1	1	1	1	1	1	1	0	0	214252.7
11	1450	1	1	1	1	1	1	1	1	1	1	0	246228.8
12	1500	1	1	1	1	1	1	1	1	1	1	1	280179
13	1400	1	1	1	1	1	1	1	1	1	0	0	310236.5
14	1300	1	1	1	1	1	1	1	1	0	0	0	337487.6
15	1200	1	1	1	1	1	0	0	0	0	0	0	361637.9
16	1050	1	1	1	1	1	0	0	0	0	0	0	383151.6
17	1000	1	1	1	1	1	0	0	0	0	0	0	403793.4
18	1100	1	1	1	1	1	0	0	0	0	0	0	426180.4
19	1200	1	1	1	1	1	0	0	0	0	0	0	450330.8
20	1400	1	1	1	1	1	1	1	1	1	0	0	480878.3
21	1300	1	1	1	1	1	1	1	1	0	0	0	508129.4
22	1100	1	1	0	0	1	1	1	0	0	0	0	530864.9
23	900	1	1	0	0	0	1	0	0	0	0	0	548510.3
24	800	1	1	0	0	0	0	0	0	0	0	0	563937.7

Table 4 Unit's production power for regular UC 3 unit 12-hour test system

Hr	Demand	U1	U2	U3	Fuel cost(\$)	Transition cost(\$)
1	170	0	100	70	1670	0
2	250	0	100	150	2238	0
3	400	0	200	200	3500	0
4	520	100	320	200	4616	0
5	700	450	400	200	6920	450
6	1050	500	400	200	10805	0
7	1100	200	400	200	11400	0
8	800	100	400	200	7980	0
9	650	100	350	200	6426	0
10	330	100	100	130	610	0
11	400	100	100	200	4145	0
12	550	100	250	200	5476	0

Tables from 3 to 6 show the results of the two case studies which contains the units states, the units production power and the total cost for regulated power system. The tables from 7 to 9 show the results of the two case studies and contains the units states, the units production power, total cost and the total profit for deregulated power system all this results obtained by particle swarm optimization algorithm (PSO).

Table 6 Unit's production power for regular UC of 10 – unit 24-hour system

Hr	D(MW)	Unit Number										Cost	transition. Cost
		1	2	3	4	5	6	7	8	9	10		
1	700	455	245	0	0	0	0	0	0	0	0	13683.13	0
2	750	455	295	0	0	0	0	0	0	0	0	14554.5	0
3	850	455	370	0	0	25	0	0	0	0	0	16809.45	900
4	950	455	455	0	0	40	0	0	0	0	0	18597.67	0
5	1000	455	390	0	130	25	0	0	0	0	0	20020.01	560
6	1100	455	360	130	130	25	0	0	0	0	0	22387.05	1100
7	1150	455	410	130	130	25	0	0	0	0	0	23261.98	0
8	1200	455	455	130	130	30	0	0	0	0	0	24150.34	0
9	1300	455	455	130	130	85	20	25	0	0	0	27251.06	860
10	1400	455	455	130	130	162	33	25	10	0	0	30057.55	60
11	1450	455	455	130	130	162	73	25	10	10	0	31916.06	60
12	1500	455	455	130	130	162	80	25	43	10	10	33890.16	60
13	1400	455	455	130	130	162	33	25	10	0	0	30057.55	0
14	1300	455	455	130	130	85	20	25	0	0	0	27251.06	0
15	1200	455	455	130	130	30	0	0	0	0	0	24150.34	0
16	1050	455	310	130	130	25	0	0	0	0	0	21513.66	0
17	1000	455	260	130	130	25	0	0	0	0	0	20641.82	0
18	1100	455	360	130	130	25	0	0	0	0	0	22387.04	0
19	1200	455	455	130	130	30	0	0	0	0	0	24150.34	0
20	1400	455	455	130	130	162	33	25	10	0	0	30057.55	490
21	1300	455	455	130	130	85	20	25	0	0	0	27251.06	0
22	1100	455	455	0	0	145	20	25	0	0	0	22735.52	0
23	900	455	455	0	0	0	20	0	0	0	0	17645.36	0
24	800	455	345	0	0	0	0	0	0	0	0	15427.42	0

Table 7 Power and reserve generation for 3 unit test system for profit- based unit commitment

Hr	D (MW)	Power (MW)			Reserve (MW)			Fuel cost(\$)	Trans cost(\$)	Profit (\$)
		unit			unit					
		1	2	3	1	2	3			
1	170	0	0	170	0	0	20	1265.3	0	537.7
2	250	0	0	200	0	0	0	1500	0	570
3	400	0	0	200	0	0	0	1500	0	300
4	520	0	0	200	0	0	0	1500	0	390
5	700	0	330	200	0	70	0	4715.8	400	215.7
6	1050	0	400	200	0	0	0	5400	0	1350
7	1100	0	400	200	0	0	0	5400	0	1380
8	800	0	400	200	0	0	0	5400	0	990
9	650	0	387.2	200	0	12.2	0	5273.1	0	810
10	330	0	130	200	0	35	0	2883.8	0	829.8
11	400	0	200	200	0	40	0	3501.8	0	817.4
12	550	0	350	200	0	50	0	4908.4	0	945

Table 8 UC schedule of 10 – unit 24 hour test system for profit- based UC

Hr	Unit Number							Cumulative Cost (\$).	Cumulative Profit (\$)
	1	2	3	4	5	6	7-10		
1	1	1	0	0	0	0	0	13689.23	1838.948
2	1	1	0	0	0	0	0	28250.28	3802.566
3	1	1	0	0	0	0	0	44557.43	7151.14
4	1	1	0	0	0	0	0	6191073	10409.34
5	1	1	0	0	0	0	0	7926403	14213.54
6	1	1	0	1	0	0	0	100038	1730758
7	1	1	0	1	0	0	0	120251.9	20493.62
8	1	1	0	1	0	0	0	140465.9	2331.66
9	1	1	1	1	0	0	0	164121.7	2633.91
10	1	1	1	1	1	0	0	193959.9	37587.69
11	1	1	1	1	1	0	0	2230079	51111.52
12	1	1	1	1	1	0	0	25055.8	66753.34
13	1	1	1	1	1	1	0	278907.4	72668.93
14	1	1	1	1	1	1	0	305094.2	78343.89
15	1	1	0	1	1	1	0	329012.2	81426.54
16	1	1	0	1	0	0	0	349226.2	844059
17	1	1	0	1	0	0	0	369440.1	87330.63
18	1	1	0	1	0	0	0	389654.1	90048.67
19	1	1	0	1	0	0	0	409868.1	92922.71
20	1	1	0	1	0	0	0	430082	96264.75
21	1	1	0	1	0	0	0	450296	100074.8
22	1	1	0	1	0	0	0	470509.9	103728.8
23	1	1	0	0	0	0	0	487688.7	1072028.4
24	1	1	0	0	0	0	0	503123.1	109661

Table 9 power and reserve generation for 10- unit system for profit- based UC

Hr	Power (MW)							Reserve					Fuel cost (\$)	Transition cost(\$)	Profit (\$)
	1	2	3	4	5	6	7-10	1	2	3-4	5	6-10			
2	455	245	0	0	0	0	0	0	70	0	0	0	13689.23	0	1838.958
3	455	295	0	0	0	0	0	0	75	0	0	0	14561.15	0	1963.618
4	455	395	0	0	0	0	0	0	60	0	0	0	16307.2	0	3348.574
5	455	455	0	0	0	0	0	0	0	0	0	0	17353.3	0	3258.2
6	455	455	0	130.0	0	0	0	0	0	0	0	0	17353.3	0	3804.2
7	455	455	0	130.0	0	0	0	0	0	0	0	0	20213.96	560	3094041
8	455	455	0	130.0	0	0	0	0	0	0	0	0	20213.96	0	3186.041
9	455	455	130.0	130.0	0	0	0	0	0	0	0	0	20213.96	0	2822.041
10	455	455	130.0	130.0	162	68	0	0	0	0	0	0	20213.96	550	3020.241
11	455	455	130.0	130.0	162	80	0	0	0	0	0	0	28768.21	1070	11251.79
12	455	455	130.0	130.0	162	80	0	0	0	0	0	0	29047.98	0	13523.82
13	455	455	130.0	130.0	162	0	0	0	0	0	0	0	29047.98	0	15641.82
14	455	455	130.0	130.0	130	0	0	0	0	0	32	0	26851.61	0	5915.59
15	455	455	0	130.0	160	0	0	0	0	0	2	0	26186.76	0	5674.961
16	455	455	0	130.0	0	0	0	0	0	0	0	0	23918.02	0	3082.655
17	455	455	0	130.0	0	0	0	0	0	0	0	0	23918.02	0	2978.041
18	455	455	0	130.0	0	0	0	0	0	0	0	0	20213.96	0	2978.041
19	455	455	0	130.0	0	0	0	0	0	0	0	0	20213.96	0	2718.041
20	455	455	0	130.0	0	0	0	0	0	0	0	0	2021396	0	3342.041
21	455	455	0	130.0	0	0	0	0	0	0	0	0	2021396	0	3810.041
22	455	455	0	130.0	0	0	0	0	0	0	0	0	2021396	0	3654.041
23	455	455	0	0	0	0	0	0	10	0	0	0	17178.79	0	3299.614
24	455	345	0	0	0	0	0	0	80	0	0	0	15434.42	0	2632.551

Table 10 comparison between different approaches for regular UC (10-unit system)

Method	SCUC	
	Cost (\$)	CPU (sec)
Proposed approach	563937.7	31
LR [31]	564892	120
GA [32]	565825	221
EP [33]	564551	100
LRGA [34]	564800	518

Table 11 comparison between different approaches for PBUC (10-unit system)

Method	PBUC		
	Cost (\$)	Profit(\$)	CPU (sec)
Proposed approach	503123.1	109661	31
LR- EP [35]	-	107838.57	-
Multi-Agent [36]	-	109485.19	80
Traditional	563169.64	89184.18	-

Table 10 and 11 shows a comparison between different approaches for the total production cost and computing time (CPU). The proposed approach is the best method in which as minimum generation costs and computational time in regular UC and maximum profit for profit based (deregulation) UC compared to the other approaches.

VII. CONCLUSIONS

This paper concludes that the proposed PSO algorithm can be applied to solve both traditional and profit based unit commitment problem in the deregulated power system environment. The performance of the proposed PSO algorithm when compared with the existing literature

methods is found to be encouraging where a significant amount of profit can be achieved for the GENCOs. This method is simple, robust and is suitable for GENCOs in a power market. Though PSO can be applied for large scale power system, it has the limitation on convergence similar to other random and stochastic algorithms like GA, ant colony, evolutionary programming, etc. The results signify that PSO is very much suitable for larger power system with more number of generating units.

VIII. REFERENCES

- [1] Kerr R. H, Scheidt JL, Fontana AJ, Wiley JK. Unit commitment. *IEEE Trans Power Apparatus Syst* 1966;85(5):417.
- [2] Yamin HY. Review on methods of generation scheduling in electric power systems. *EPSR* 2004;69:227.
- [3] R. H. Kerr, J. L. Scheidt, A. J. Fontana, and J. K. Wiley, "Unit commitment," *IEEE Trans. Power App. Syst.*, vol. PAS-85, pp. 417-421, May 1966.
- [4] K. Hara, M. Kimura, and N. Honda, "A method for planning economic unit commitment and maintenance of thermal power systems," *IEEE Trans. Power App. Syst.*, vol. PAS-85, pp. 427-436, May 1966.
- [5] K. Ayoub and A. D. Patton, "Optimal thermal generating unit commitment," *IEEE Trans. Power App. Syst.*, vol. PAS-90, pp. 1752-1756, July/Aug. 1971
- [6] C. K. Pang and H. C. Chen, "Optimal short-term thermal unit commitment," *IEEE Trans. Power App. Syst.*, vol. PAS-95, pp. 1336-1346, July/Aug. 1976.
- [7] Burns, R.M., and Gibson, C.A., (1975), "Optimization of Priority Lists for a Unit Commitment Program", *Proc. of IEEE Power Engg. Society Summer Meeting*.
- [8] Sheble, G.B., (1990), "Solution of the Unit Commitment Problem by the method of Unit Periods", *IEEE Trans. On Power Systems*, 5, (1), pp. 257-260.
- [9] Dillon, T.S., and Edwin, K.W., (1978), "Integer Programming Approach to the Problem of Optimal Unit Commitment with Probabilistic Reserve Determination", *IEEE Trans. On Power Systems*, 97, (6), pp. 2154-2166.

- [10] Garver, L.L., (1963), "Power Generation Scheduling by Integer Programming- Development of Theory", *IEEE Trans. On power Systems*, 102, pp. 730-735.
- [11] Synder, W.L.Jr., Powell, H.D.Jr., and Rayburn, J.C., "Dynamic Programming Approach to Unit Commitment", *IEEE Trans. On Power Systems*, 2, pp. 339-350.
- [12] Wood, A.J., and Wollenberg, B.F., (1996) "*Power Generation, Operation and Control*", John Wiley & sons, Inc.
- [13] Lowery, P.G., (1983), "Generation Unit Commitment by Dynamic Programming", *IEEE Trans. On Power Systems*, 102, pp. 1218-1225.
- [14] Ouyang, Z., and Shahidehpour, S.M., (1991), "An Intelligent Dynamic Programming for Unit Commitment Application", *IEEE Trans. On Power Systems*, 6, (3), pp. 1203-1209.
- [15] Cohen, A.I., and Yoshimura, M., (1983), "A Branch and Bound Algorithm for Unit Commitment", *IEEE Trans. On Power Systems*, 102, (2), pp. 444-451.
- [16] Zhao B, Guo CX, Bai BR, Cao YJ. An improved particle swarm optimization algorithm for unit commitment. EPES 2006;28:482.
- [17] Ting TO, Rao MVC, Loo CK. A novel approach for unit commitment problem via an effective hybrid particle swarm optimization. *IEEE Trans Power Syst* 2006;21(1):411.
- [18] Sun L, Zhang Y, Jiang C. A matrix real-coded genetic algorithm to the unit commitment problem. *EPSR* 2006;76:716.
- [19] Arroyo JM, Conejo AJ. A parallel repair genetic algorithm to solve the unit commitment problem. *IEEE Trans Power Syst* 2002;17(4):1216.
- [20] F. Zhuang and F. D. Galiana, "Unit Commitment by Simulated Annealing," *IEEE Trans. on Power Systems*, vol. 5, no. 1, pp. 311-317, 1990.
- [21] Simon SP, Padhy NP, Anand RS. An ant colony system approach for unit commitment problem. EPES 2006;28:315.
- [22] Rajan CCA, Mohan MR. An evolutionary programming based Tabu search method for solving the unit commitment problem. *IEEE Trans Power Syst* 2004;19(1):577.
- [23] Padhy, N.P.(2004), "Unit Commitment- A Bibliographical Survey", *IEEE Trans. On Power Systems*, 19, (2), pp.1196-1205.
- [24] Yong Fu, and Mohammad Shahidehpour., (2005), "Security Constrained Unit Commitment with AC Constraints", *IEEE Trans. On Power Systems*, 20, (2), pp. 1001-1013.
- [25] "Promoting Wholesale Competition Through Open Access Non-discriminatory Transmission Services by Public Utilities." Federal Energy Regulatory Commission Order No. 888, 1996.
- [26] F.D. Galiana and M.D. Ilic. A mathematical framework for the analysis and management of power transactions under open access. *IEEE Transactions on Power Systems*, 13: 681-687, 1998.
- [27] Market rules for the Ontario Electricity Market, issue date. Available from: http://www.ieso.ca/imoweb/pubs/marketRules/mr_marketRules.pdf, (accessed March 2011).
- [28] B.K. Pokharel, G.B. Shrestha, T.T. Lie, S.E. Fleten, Price based unit commitment for Gencos in deregulated markets, in: Power Engineering Society General Meeting, 2005, pp. 428-434.
- [29] Introduction to the National Electricity Market of Singapore, version.6. Available from: [http://www.ema.gov.sg/media/files/books/intro to nems.pdf](http://www.ema.gov.sg/media/files/books/intro%20to%20nems.pdf), 2010 (accessed March 2011).
- [30] S. virmani, k. Imhof, s. Mukherjee, "Implementation of algrangian relaxation based unit commitment problem ," *IEEE Transactions on power system* ,Vol. 4,No. 4, pp. 1373 – 1379, October 1989.
- [31] F. Benhamida, "A Short-term Unit Commitment Solution using Lagrangian Relaxation Method ," Ph.D. Thesis, Alexandria University ,Egypt , October 2006.
- [32] S.A.Kazarlis,A.G.Bakirtzs,and V. Petridis, "genetic algorithm solution to the unit commitment problem ,"*IEEE Transactions on Power Systems* ,Vol. 11,No. 1, PP. 83-92,February 1996.
- [33] C.C. Rajan, M. R. Mohan, "An Evolutionary Programming – Based Tabu Search Method for Solving The Unit Commitment Problem ,"*IEEE Transactions on Power Systems* ,Vol. 19,No. 1,PP. 577-585, February 2004.
- [34] C.P. Cheng, C. W. Liu and C.C. Liu, "Unit Commitment by Lagrangian Relaxation and Genetic Algorithms," *IEEE Transactions on power systems* , Vol. 15,No. 2,pp. 707-714,May2000.
- [35] P. Attaviryanupap, H. Kita, E. Tanaka, J. Hasegawa, "A Hybrid LR-EP for Solving New Profit-Based UC Problem under Competitive Environment ," *IEEE Transactions on power systems*, Vol. 18, No. 1, pp. 229-237, February 2003.
- [36] J.J Zhou, W. Wu, J. Yang, and W. Yu, "Solution of The Profit – Based Unit Commitment Problem by Using Multi-Agent System," *Proceedings of the 5th World Congress on Intelligent Control and Automation*, Vol. 15, No. 19. pp. 5079-5083, June 2004.