




Course specification
Kafrelsheikh University
Faculty of Medicine
اعتماد توصيف مقررات الفرقة الثالثة
Semester ٥

اعتمادات المجالس الحاكمة:

جلسة رقم (٢) بتاريخ ٢٠٢٤/٩/٣٠	مجلس إدارة وحدة ضمان الجودة
جلسة رقم (٦١) بتاريخ ٢٠٢٤/١٠/٧	مجلس الكلية:

الإعتمادات:

عميد الكلية
مدير وحدة ضمان الجودة



Course Specifications

DIS 326

2025 /2026

1. Basic Information

Course Title	Disease 1			
Course Code	DIS 326			
Department/s participating in delivery of the course	Medical microbiology and immunology department Medical Parasitology department			
Number of credit points of the course = 12	Theoretical	Practical	Self-learning (Tasks/ Assignments/ incision academy)	Total
	4.8	2.4	4.8	12
Number of contact and non-contact hours of the course	144	72	144	360
Course duration	8 weeks			
Course Type	Obligatory			
Academic level at which the course is taught	Third year/5 th semester			
Academic Program	M.B. Ch.B. 5+2 Program (credit points)			
Faculty	Kafrelsheikh Faculty of Medicine			
University	Kafrelsheikh University			
Name of Course Coordinator	Eman gamal			
Course Specification Approval Date	7/10/2024			
Course Specification Approval (Attach the decision/minutes of the department /committee/council)				

2. Course Overview (Brief summary of scientific content)

This course aims to provide students with foundational knowledge and practical skills related to microorganisms and parasites of medical importance. It enables students to understand the morphology, , pathogenic mechanisms, modes of transmission, and laboratory diagnosis of infectious agents. The course also emphasizes infection prevention, control measures, and antimicrobial stewardship. Through integration of theoretical and practical learning, students will develop the ability to apply microbiological and parasitological knowledge in clinical problem-solving, diagnosis, and evidence-based management of infectious diseases while adhering to professional and ethical standards.

3. Course Learning Outcomes (CLOs)

Matrix of course learning outcomes CLOs with program outcomes POs (NARS/ARS)

Program Outcomes (NARS/ARS) (according to the matrix in the program specs)		Course Learning Outcomes Upon completion of the course, the student will be able to:	
Code	Text	Code	Text
1.1	Take and record a structured, patient centered history	1.1.1	
1.2	Adopt an empathic and holistic approach to the patients and their problems	1.2.1	
1.3	Assess the mental state of the patient	1.3.1	
1.4	Perform appropriately-timed full physical examination of patients, appropriate to the age, gender, and clinical presentation of the patient while being culturally sensitive	1.4.1	
1.5	Prioritize issues to be addressed in a patient encounter	1.5.1	
1.6	Select the appropriate investigations and interpret their results taking into consideration cost/ effectiveness factors	1.6.1	Select the appropriate investigations such as microscopy, immunodiagnostic approaches, and molecular techniques in the diagnosis of some helminthic infections.
		1.6.2	Interpret the results of different diagnostic methods such as microscopy, immunodiagnostic approaches, and molecular techniques in the diagnosis of some protozoal infection.
		1.6.3	Select the appropriate investigations such as microscopy, immunodiagnostic approaches, and molecular techniques in the differentiation between bacteria, viruses and fungi
		1.6.4	Figure out the result of the antibiotic sensitivity test to reach the proper treatment of bacterial infections
		1.6.5	Explain the result of light microscope for gram positive and gram-negative bacteria and fungi diagnosis.
		1.6.6	Interpret the result of different culture media
1.7	Recognize and respond to the complexity, uncertainty, and ambiguity inherent in medical practice	1.7.1	

1.8	Apply knowledge of the clinical and biomedical sciences relevant to the clinical problem at hand	1.8.1	Use microbiological principles to interpret laboratory findings in identification of the causative pathogens in bacterial, viral, or fungal infections.
		1.8.2	Apply parasitological knowledge to correlate clinical presentations with life cycles, morphology, and diagnostic features of common human parasites.
1.9	Retrieve, analyze, and evaluate relevant and current data from literature, using information technologies and library resources, in order to help solve a clinical problem based on evidence (EBM)	1.9.1	
1.10	Integrate the results of history, physical examination and laboratory test findings into a meaningful diagnostic formulation	1.10.1	Integrate the results of history, physical examination and laboratory test findings into a meaningful diagnostic formulation in relation to various parasitic infections.
		1.10.2	Integrate the results of history, physical examination and laboratory test findings into a meaningful diagnostic formulation in relation to different bacterial, fungal and viral infections based on history, clinical manifestations, epidemiological data, and laboratory findings
1.11	Perform diagnostic and intervention procedures in a skillful and safe manner, adapting to unanticipated findings or changing clinical circumstances	1.11.1	Perform the principles of basic microbiological and parasitological diagnostic techniques skillfully and safely, such as specimen collection, staining, culture, and microscopic identification of microorganisms and parasites.
		1.11.2	Handle laboratory equipment (e.g., microscopes, incubators, autoclaves) properly and maintain a contamination-free working environment.
1.12	Adopt strategies and apply measures that promote patient safety	1.12.1	implement standard infection control practices, including hand hygiene, sterilization, and safe handling of infectious specimens, to minimize laboratory-acquired infections.
1.13	Establish patient-centered management plans in partnership with the patient, his/her family and other health professionals as appropriate, using Evidence Based Medicine in management decision	1.13.1	
1.14	Respect patients' rights and involve them and/or their families/carers in management decisions	1.14.1	
1.15	Provide the appropriate care in cases of emergency, including cardio-pulmonary resuscitation, immediate life support measures and basic first aid procedures	1.15.1	
1.16	Apply the appropriate pharmacological and nonpharmacological approaches to alleviate pain and provide palliative care for seriously ill people, aiming to relieve their suffering and improve their quality of life	1.16.1	
1.17	Contribute to the care of patients and their families at the end of life, including management of symptoms,	1.17.1	

	practical issues of law and certification		
2.1	Identify the basic determinants of health and principles of health improvement	2.1.1	Identify the common types, modes of transmission, and risk factors and methods of prevention and control of different infectious agents.
2.2	Recognize the economic, psychological, social, and cultural factors that interfere with wellbeing	2.2.1	
2.3	Discuss the role of nutrition and physical activity in health	2.3.1	
2.4	Identify the major health risks in his/her community, including demographic, occupational and environmental risks; endemic diseases, and prevalent chronic diseases	2.4.1	Identify major parasitic diseases endemic to the community, recognize their associated demographic, occupational, and environmental risk factors, and their impact on public health.
		2.4.2	Identify common bacterial, viral and fungal diseases endemic in the community, their associated demographic, occupational, and environmental risk factors, and their impact on public health.
2.5	Describe the principles of disease prevention, and empower communities, specific groups or individuals by raising their awareness and building their capacity	2.5.1	Describe the principles of sterilization and disinfection; their role in controlling and prevention of infections.
		2.5.2	Describe the principles of handling and use of infectious agents on community and environment as a part of their ethical behavior.
2.6	Recognize the epidemiology of common diseases within his/her community and apply the systematic approaches useful in reducing the incidence and prevalence of those diseases	2.6.1	Recognize the epidemiology of common infectious diseases in the community and apply evidence-based preventive and control measures to reduce their incidence and prevalence.
2.7	Provide care for specific groups including pregnant women, newborns and infants, adolescents and the elderly	2.7.1	
2.8	Identify vulnerable individuals that may be suffering from abuse or neglect and take the proper actions to safeguard their welfare	2.8.1	
3.1	Exhibit appropriate professional behaviors and relationships in all aspects of practice, demonstrating honesty, integrity, commitment, compassion, and respect	3.1.1	Guide and assess his/her performance using various performance indicators and information sources
		3.1.2	Adopt the skills of good listening and self-learning
		3.1.3	Practice the value of teamwork by acting in small groups with adequate cooperation with his/her colleagues.
		3.1.4	Integrate in inter-professional activities and collaborative learning to continuously improve personal practice and contribute to collective improvements in practice
3.2	Adhere to the professional standards and laws governing the practice, and abide by the national code of ethics issued by the Egyptian Medical Syndicate	3.2.1	

3.3	Respect the different cultural beliefs and values in the community they serve	3.3.1	
3.4	Treat all patients equally, and avoid stigmatizing any category regardless of their social, cultural or ethnic backgrounds, or their disabilities	3.4.1	
3.5	Ensure confidentiality and privacy of patients' information	3.5.1	
3.6	Recognize basics of medico-legal aspects of practice, malpractice and avoid common medical errors	3.6.1	
3.7	Recognize and manage conflicts of interest	3.7.1	
3.8	Refer patients to the appropriate health facility at the appropriate stage	3.8.1	
3.9	Identify and report any unprofessional and unethical behaviors or physical or mental conditions related to himself, colleagues or any other person that might jeopardize patients' safety	3.9.1	
4.1	Describe the normal structure of the body and its major organ systems and explain their functions	4.1.1	
4.2	Explain the molecular, biochemical, and cellular mechanisms that are important in maintaining the body's homeostasis	4.2.1	
4.3	Recognize and describe main developmental changes in humans and the effect of growth, development and aging on the individual and his family	4.3.1	
4.4	Explain normal human behavior and apply theoretical frameworks of psychology to interpret the varied responses of individuals, groups and societies to disease	4.4.1	
4.5	Identify various causes (genetic, developmental, metabolic, toxic, microbiologic, autoimmune, neoplastic, degenerative, and traumatic) of illness/disease and explain the ways in which they operate on the body (pathogenesis)	4.5.1	explain the clinical manifestations of parasitic diseases with their underlying pathophysiological mechanisms.
		4.5.2	Summarize the life cycle stages of medically important parasites and their role in the development of disease in humans.
		4.5.3	Identify common bacterial, viral and fungal causes of human disease and its clinical presentation
		4.5.4	Correlate virulence factors of infectious organisms with the pathogenesis and clinical manifestations of diseases
		4.5.5	Identify various modes of infections of infectious organisms ,pathways in the human body and their target organs
		4.5.6	Target the role of microbial and immunologic factors in the development of specific diseases, and interactions between pathogens and host immune systems.

4.6	Describe altered structure and function of the body and its major organ systems that are seen in various diseases and conditions	4.6.1	Describe the altered structure and function of the body and its major organ systems associated with various parasitic diseases and conditions.
4.7	Describe drug actions: therapeutics and pharmacokinetics; side effects and interactions, including multiple treatments, long term conditions and non-prescribed medication; and effects on the population	4.7.1	Describe the actions, therapeutic uses, of drugs used in parasitic infections, including considerations for multiple treatments, long-term conditions, non-prescribed medications.
4.8	Demonstrate basic sciences specific practical skills and procedures relevant to future practice, recognizing their scientific basis, and interpret common diagnostic modalities	4.8.1	Identify the morphological characteristics and diagnostic features of common parasitic diseases
		4.8.2	Apply the principles of Preparing urine and stool specimen for microscopic examination
		4.8.3	Demonstrate the ability to Identify the morphological characteristics of bacteria and fungi under light microscope
		4.8.4	Demonstrate the ability to Identify the morphological characteristics of bacteria and fungi on culture media
5.1	Recognize the important role played by other health care professionals in patients' management	5.1.1	
5.2	Respect colleagues and other health care professionals and work cooperatively with them	5.2.1	
5.3	Implement strategies to promote understanding, manage differences, and resolve conflicts	5.3.1	Implement collaborative teamwork during small group teaching (SDL).
5.4	Apply leadership skills to enhance team functioning, the learning environment, and/or the health care delivery system	5.4.1	
5.5	Communicate effectively using written health records, electronic medical records, or other digital technology	5.5.1	
5.6	Evaluate his / her work and that of others using constructive feedback	5.6.1	
5.7	Recognize own personal and professional limits, and seek help from colleagues and supervisors when necessary	5.7.1	
5.8	Apply fundamental knowledge of health economics to ensure the efficiency and effectiveness of the health care system	5.8.1	
5.9	Use health informatics to improve the quality of patient care	5.9.1	
5.10	Document clinical encounters in an accurate, complete, timely, and accessible manner	5.10.1	
5.11	Improve the health service provision by applying a process of continuous quality improvement	5.11.1	

5.12	Demonstrate accountability to patients, society, and the profession	5.12.1	
6.1	Regularly reflect on and assess his / her performance using various performance indicators and information sources	6.1.1	
6.2	Develop, implement, monitor, and revise a personal learning plan to enhance professional practice	6.2.1	
6.3	Identify opportunities and use various resources for learning	6.3.1	Interacts positively with colleagues, peers, and professors on web pages.
		6.3.2	Use various resources in collecting information (Web-based learning, libraries).
6.4	Engage in inter-professional activities and collaborative learning	6.4.1	Participate effectively in inter-professional discussions and collaborative activities related to the parasitic diseases, demonstrating teamwork and a commitment to continuous professional development.
		6.4.2	Integrate in group presentations on different microbial diseases to improve evidence-based learning ,collaboration and professional communication
6.5	Recognize practice uncertainty and knowledge gaps in clinical and other professional encounters	6.5.1	
6.6	Effectively manage learning time and resources and set priorities	6.6.1	
6.7	Demonstrate an understanding of the scientific principles of research including its ethical aspects and scholarly inquiry and contribute to the work of a research study	6.7.1	
6.8	Critically appraise research studies and scientific papers in terms of integrity, reliability, and applicability	6.8.1	
6.9	Analyze and use numerical data including the use of basic statistical methods	6.9.1	
6.10	Summarize and present to professional and lay audiences the findings of relevant research and scholarly inquiry	6.10.1	

4. Teaching and Learning Methods

1. Interactive Lectures
2. Tutorial classes
3. Practical classes
4. Directed self-learning.
5. Case Discussion

Course Schedule

NO.	Department		Total	Expected Number of the Learning Hours
-----	------------	--	-------	---------------------------------------

of the Week		Scientific content of the course (Course Topics)	Weekly Hours	Theoretical teaching (lectures/discussion groups/	Training Practical	Self-learning (Tasks/ Assignments / Projects/ ...)	Others
1.	Parasitology	1. Introduction to Trematodes	45	3	1.5	18 h (Home study, tasks, assignments)	
	Microbiology	2. Gram-positive cocci: Staphylococci		3	1.5		
	Parasitology	3. Fasciola species		3	1.5		
	Microbiology	4. Gram-positive cocci: Streptococci, Enterococci		3	1.5		
	Microbiology	5. Gram-negative cocci: Neisseria		3	1.5		
	Parasitology	6. Paragonimus westermani		3	1.5		
2.	Microbiology	7. Aerobic Gram-Positive Rods (bacilli): Corynebacteria	45	3	1.5	18 h (Home study, tasks, assignments) 18 h (Home study, tasks, assignments)	
	Parasitology	8. Schistosoma species		3	1.5		
	Microbiology	9. Aerobic Gram-Positive Rods Spore-Forming: Bacillus		3	1.5		
	Parasitology	10. Introduction in Cestodes: Cyclophyllidae – Taenia saginata		3	1.5		
	Parasitology	11. Taenia solium, multiceps		3	1.5		
3	Parasitology	12. Anaerobic Gram-Positive Rods Spore-Forming: Clostridium tetani, Clostridium perfringens	45	3	1.5	18 h (Home study, tasks, assignments)	
3	Parasitology	13. Echinococcus species Hydatid disease		3	1.5		

	Microbiology	14. Anaerobic Gram-Positive Rods Spore-Forming: Clostridium botulinum, Clostridium difficile		3	1.5		
	Parasitology	15. Hymenolepis nana Hymenolepis diminuta Dipylidium caninum		3	1.5		
	Microbiology	16. Mycobacteria		3	1.5		
	Parasitology	17. Intestinal nematodes: Ascaris lumbricoide	45	3	1.5	18 h (Home study, tasks, assignments)	
	Microbiology	18. Gram-negative bacilli: Enterobacteriaceae lactose fermenting		3	1.5		
4	Parasitology	19. Class Secernentea: Hookworms – Ancylostoma duodenale & Necator americanus		3	1.5		
	Microbiology	20. Gram-negative bacilli: Enterobacteriaceae non-lactose fermenting		3	1.5		
	Parasitology	21. Strongyloides stercoralis Proteus & Pseudomonas		3	1.5		
	Parasitology	22. Larva migrans		3	1.5	18 h (Home study, tasks, assignments)	
	Microbiology	23. Other Gram-negative bacilli: Vibrio & Helicobacter	45	3	1.5		

	Parasitology	24. Adenophorea: Trichuris trichiura		3	1.5			
5	Microbiology	25. Brucella & Yersinia		3	1.5			
	Parasitology	26. Capillaria philippinensis		3	1.5			
	Microbiology	27. Francisella, Pasteurella & Haemophilus	45	3	1.5	18 h (Home study, tasks, assignments)		
	Parasitology	28. Trichinella spiralis		3	1.5			
	Microbiology	29. Bordetella & Legionella		3	1.5			
	Parasitology	30. Wuchereria bancrofti Brugia malayi Loa loa Onchocerca volvulus Dracunculus medinensis		3	1.5			
6	Microbiology	31. Bacteroides & Mycoplasma Spirochetes: Treponema pallidum Spirochetes: Borrelia & Leptospira		3	1.5			
	Parasitology	32. Protozoology: Intestinal protozoa – Introduction & Entamoeba histolytica, Commensal amoebae Giardia lamblia ,Cryptosporidium parvum Cyclospora & Isospora,		45	3		1.5	18 h (Home study, tasks, assignments)
	Parasitology	33. Urogenital protozoa	3		1.5			
	Parasitology	34. Blood & tissue protozoa: Plasmodium	3		1.5			

		species & Babesia (Part I)				
	Parasitology	35. Blood & tissue protozoa: Plasmodium species & Babesia (Part II)		3	1.5	
	Parasitology	36. Cutaneous Leishmania		3	1.5	
7.	Parasitology	37. Visceral leishmania	45	3	1.5	18 h (Home study, tasks, assignments)
	Parasitology	38. African trypanosomiasis		3	1.5	
	Parasitology	39. American trypanosomiasis		3	1.5	
	Parasitology	40. Toxoplasma gondii		3	1.5	
	Parasitology	41. Free-living amoebae		3	1.5	
	Microbiology	42. ARBOVIRUSES		3	1.5	
8	Microbiology	43. Classification of fungi Yeasts		3	1.5	
	Microbiology	44. Filamentous fungi DNA-containing viruses		3	1.5	
	Microbiology	45. Non-enveloped ssRNA viruses (+ve sense)		3	1.5	
	Microbiology	46. Enveloped ssRNA viruses (+ve sense)		3	1.5	
	Microbiology	47. Enveloped ssRNA viruses (-ve sense) Non-enveloped dsRNA viruses		3	1.5	
	Microbiology	48. Hepatitis viruses Human Immunodeficiency Virus		3	1.5	
			360	144	72	144

5. Methods of Students' Assessment

No.	Assessment Methods*	Assessment Timing (Week Number)	Marks	Percentage of Total Course Marks
1)	Quiz	fourth week	-	0
2)	End Module exam	eighth Week	36	20%
3)	Final Written Exam	16-20 Week	72	40%
4)	Final practical Exam	eighth Week	54	30%
5)	Assignments/Portfolio	Throughout the Module	18	10%
	Total		180	100%

6. Learning Resources and Supportive Facilities *

Learning resources (books, scientific references, etc.) *	The Main (Essential) Reference for the Course (must be written in full according to the scientific documentation method)	<ul style="list-style-type: none"> Murray, P. R., Rosenthal, K. S., & Pfaller, M. A. (2020). <i>Medical Microbiology</i> (9th ed.). Elsevier. Hotez, P. J. (2021). <i>Forgotten People, Forgotten Diseases: The Neglected Tropical Diseases and Their Impact on Global Health and Development</i> (3rd ed.). ASM Press.
	Other References	<ul style="list-style-type: none"> Garcia, L. S. (2016). <i>Diagnostic Medical Parasitology</i> (6th ed.). ASM Press.
	Electronic Sources (Links must be added)	<ul style="list-style-type: none"> Centers for Disease Control and Prevention (CDC) – Parasites & Microbiology Resources: https://www.cdc.gov/parasites PubMed – Parasitology and Microbiology Search Portal: https://pubmed.ncbi.nlm.nih.gov/?term=parasitology+OR+microbiology World Health Organization (WHO) – Neglected Tropical Diseases & Microbiology: https://www.who.int/teams/control-of-neglected-tropical-diseases Microbiology Society – Educational Resources: https://microbiologysociety.org/education
	Learning Platforms (Links must be added)	<ul style="list-style-type: none"> https://www.thinci.com https://www.ekb.eg/ar/web/researchers/home https://www.khanacademy.org/science/health-and-medicine https://www.coursera.org/courses?query
	Other (to be mentioned)	
Supportive facilities & equipment for	Devices/Instruments	<ul style="list-style-type: none"> Microscopes (light and compound) for histopathology and hematology exercises Desktop or laptop computers with stable internet access Projector and screen (for lectures, group discussions, and data presentations)
	Supplies	<ul style="list-style-type: none"> library facilities & online access with updated textbooks and journals

teaching and learning *		<ul style="list-style-type: none"> • Glass slides, cover slips, and staining racks for specimen preparation • Sample jars and containers for tissue or fluid specimens • Disposable lab materials (gloves, pipettes, slides, staining reagents)
	Electronic Programs	Interactive e-learning platforms (ThinCi) and Microsoft teams.
	Skill Labs/ Simulators	
	Virtual Labs	
	Other (to be mentioned)	

Name and Signature Course Coordinator	Name and Signature Program Coordinator

ایمان جمال	هانی برج
-------------------	-----------------




Course Specifications

DIS 327

2025 /2026

1. Basic Information

Course Title	Disease 2			
Course Code	DIS 327			
Department/s participating in delivery of the course	Pathology department clinical pharmacology department			
Number of credit points of the course = 12	Theoretical	Practical	Self-learning (Tasks/ Assignments/ incision academy)	Total
	4.8	2.4	4.8	12
Number of contact and non-contact hours of the course	144	72	144	360
Course duration	8 weeks			
Course Type	Obligatory			
Academic level at which the course is taught	Third year/5 th semester			
Academic Program	M.B. Ch.B. 5+2 Program (credit points)			
Faculty	Kafrelsheikh Faculty of Medicine			
University	Kafrelsheikh University			
Name of Course Coordinator	Basma zaghlo			
Course Specification Approval Date	7/10/2024			
Course Specification Approval (Attach the decision/minutes of the department /committee/council)				

2. Course Overview (Brief summary of scientific content)

This course provides an in-depth understanding of the pathological mechanisms underlying common diseases, including cellular injury, inflammation, tissue repair, hemodynamic disorders, and neoplasia. Students will study the structural and functional changes in organs and systems caused by genetic, infectious, metabolic, and environmental factors. Parallely, the pharmacology component covers drug classes, mechanisms of action, pharmacokinetics, pharmacodynamics, therapeutic uses, side effects, interactions, and rational drug selection. Emphasis is placed on integrating pathological knowledge with pharmacological principles to guide clinical decision-making, optimize patient care, and manage complications. The course includes discussions on chemotherapy, analgesics, anti-inflammatories, and organ-specific drugs, enabling students to correlate disease pathogenesis with effective and safe therapeutic interventions.

3. Course Learning Outcomes (CLOs)

Matrix of course learning outcomes CLOs with program outcomes POs (NARS/ARS)

Program Outcomes (NARS/ARS) (according to the matrix in the program specs)		Course Learning Outcomes Upon completion of the course, the student will be able to:	
Code	Text	Code	Text
1.1	Take and record a structured, patient centered history	1.1.1	
1.2	Adopt an empathic and holistic approach to the patients and their problems	1.2.1	
1.3	Assess the mental state of the patient	1.3.1	
1.4	Perform appropriately-timed full physical examination of patients, appropriate to the age, gender, and clinical presentation of the patient while being culturally sensitive	1.4.1	
1.5	Prioritize issues to be addressed in a patient encounter	1.5.1	
1.6	Select the appropriate investigations and interpret their results taking into consideration cost/ effectiveness factors	1.6.1	Interpret the results of gross and microscopic examination in the diagnosis of different pathological conditions affecting different body systems.
1.7	Recognize and respond to the complexity, uncertainty, and	1.7.1	

	ambiguity inherent in medical practice		
1.8	Apply knowledge of the clinical and biomedical sciences relevant to the clinical problem at hand	1.8.1	Apply knowledge of the clinical and biomedical sciences on Commenting on the pathological features of different disorders of the different body systems based on gross and microscopic pictures aiming to reach correct diagnosis.
		1.8.2	Apply knowledge of the clinical and biomedical sciences on Choosing the proper drug/s for the proper clinical situation in the proper dosage.
1.9	Retrieve, analyze, and evaluate relevant and current data from literature, using information technologies and library resources, in order to help solve a clinical problem based on evidence (EBM)	1.9.1	Analysis treatment guidelines from the literature and relevant evidence from web-based resources, self-learning, and case-based learning to support clinical decision-making in pharmacology and pathology.
1.10	Integrate the results of history, physical examination and laboratory test findings into a meaningful diagnostic formulation	1.10.1	
1.11	Perform diagnostic and intervention procedures in a skillful and safe manner, adapting to unanticipated findings or changing clinical circumstances	1.11.1	
1.12	Adopt strategies and apply measures that promote patient safety	1.12.1	
1.13	Establish patient-centered management plans in partnership with the patient, his/her family and other health professionals as appropriate, using Evidence Based Medicine in management decision	1.13.1	
1.14	Respect patients' rights and involve them and/or their families/carers in management decisions	1.14.1	
1.15	Provide the appropriate care in cases of emergency, including cardio-pulmonary resuscitation, immediate life support measures and basic first aid procedures	1.15.1	
1.16	Apply the appropriate pharmacological and nonpharmacological approaches to alleviate pain and provide palliative care for seriously ill people, aiming to relieve their suffering and improve their quality of life	1.16.1	Apply the appropriate pharmacological and nonpharmacological approaches used in managing patients in life-threatening situations and the drugs used in pre- and post-operative care in general & special situations.
1.17	Contribute to the care of patients and their families at the end of life, including management of symptoms, practical issues of law and certification	1.17.1	
2.1	Identify the basic determinants of health and principles of health improvement	2.1.1	

2.2	Recognize the economic, psychological, social, and cultural factors that interfere with wellbeing	2.2.1	
2.3	Discuss the role of nutrition and physical activity in health	2.3.1	
2.4	Identify the major health risks in his/her community, including demographic, occupational and environmental risks; endemic diseases, and prevalent chronic diseases	2.4.1	
2.5	Describe the principles of disease prevention, and empower communities, specific groups or individuals by raising their awareness and building their capacity	2.5.1	
2.6	Recognize the epidemiology of common diseases within his/her community and apply the systematic approaches useful in reducing the incidence and prevalence of those diseases	2.6.1	
2.7	Provide care for specific groups including pregnant women, newborns and infants, adolescents and the elderly	2.7.1	
2.8	Identify vulnerable individuals that may be suffering from abuse or neglect and take the proper actions to safeguard their welfare	2.8.1	
3.1	Exhibit appropriate professional behaviors and relationships in all aspects of practice, demonstrating honesty, integrity, commitment, compassion, and respect	3.1.1	
3.2	Adhere to the professional standards and laws governing the practice, and abide by the national code of ethics issued by the Egyptian Medical Syndicate	3.2.1	
3.3	Respect the different cultural beliefs and values in the community they serve	3.3.1	
3.4	Treat all patients equally, and avoid stigmatizing any category regardless of their social, cultural or ethnic backgrounds, or their disabilities	3.4.1	
3.5	Ensure confidentiality and privacy of patients' information	3.5.1	Demonstrate respect for patients' rights by securely managing and storing pathological information and diagnostic findings.
3.6	Recognize basics of medico-legal aspects of practice, malpractice and avoid common medical errors	3.6.1	
3.7	Recognize and manage conflicts of interest	3.7.1	

3.8	Refer patients to the appropriate health facility at the appropriate stage	3.8.1	
3.9	Identify and report any unprofessional and unethical behaviors or physical or mental conditions related to himself, colleagues or any other person that might jeopardize patients' safety	3.9.1	
4.1	Describe the normal structure of the body and its major organ systems and explain their functions	4.1.1	
4.2	Explain the molecular, biochemical, and cellular mechanisms that are important in maintaining the body's homeostasis	4.2.1	
4.3	Recognize and describe main developmental changes in humans and the effect of growth, development and aging on the individual and his family	4.3.1	
4.4	Explain normal human behavior and apply theoretical frameworks of psychology to interpret the varied responses of individuals, groups and societies to disease	4.4.1	
4.5	Identify various causes (genetic, developmental, metabolic, toxic, microbiologic, autoimmune, neoplastic, degenerative, and traumatic) of illness/disease and explain the ways in which they operate on the body (pathogenesis)	4.5.1	Identify the pathological effects of infections, integrating microbial virulence factors and host responses..
		4.5.2	Identify gross and microscopic pathological features and complications of variable systemic pathological conditions.
		4.5.3	Describe the different types and classifications of systemic pathological diseases and tumors.
		4.5.4	Describe the pathogenesis of inflammation, distinguishing between acute and chronic types and their systemic effects
		4.5.5	Correlate structural and functional changes in cells, tissues, and organs with clinical manifestations of disease
4.6	Describe altered structure and function of the body and its major organ systems that are seen in various diseases and conditions	4.6.1	Describe the abnormalities in structure and function seen in various diseases affecting cardiovascular, respiratory, gastrointestinal, urinary, reproductive and other body systems.
		4.6.2	Describe the morphological and functional changes occurring in cells and tissues during reversible and irreversible injury.
		4.6.3	Explain the structural and functional alterations associated with inflammatory processes, including vascular and cellular responses.
		4.6.4	Correlate microscopic findings (histopathology) with gross pathological features in common diseases.
4.7	Describe drug actions: therapeutics and pharmacokinetics; side effects and interactions, including multiple	4.7.1	Describe the basic principles of pharmacokinetics (absorption, distribution, metabolism, and excretion) and how these influence

	treatments, long term conditions and non-prescribed medication; and effects on the population		drug action and dosage adjustment in various physiological and pathological states.
		4.7.2	Describe mechanism of action of different drug classes in variable diseases e.g. antihypertensives, Antianginal, Hypolipidemic, antiepileptics.
		4.7.3	Discuss prototype drugs used in management of different diseases
		4.7.4	Define pharmacokinetic, pharmacodynamic, and pharmacotherapeutic properties of different groups of drugs affecting body systems.
		4.7.5	Classify different drugs according to their mechanism of action.
		4.7.6	Discuss choice of drug therapy according to clinical situations.
		4.7.7	Record the adverse effects of commonly used drug groups, and their management
		4.7.8	Describe drug interactions and contraindications of drugs to avoid harm to the patients.
		4.7.9	List clinically relevant age, sex and genetic-related variations that affect response to drugs.
		4.7.10	Describe the mechanisms of action of drugs with regard pathophysiology of common diseases and recognize the rational for proper choice of drugs
4.8	Demonstrate basic sciences specific practical skills and procedures relevant to future practice, recognizing their scientific basis, and interpret common diagnostic modalities	4.8.1	Identify the gross and microscopic features of different pathological conditions affecting different body systems
		4.8.2	Demonstrate the ability to Examine histopathological slides of myocardial tissue to identify changes in rheumatic fever, endocarditis, and atherosclerosis.
		4.8.3	Demonstrate the identification of renal glomerular, tubular, and vascular lesions using light microscopy.
		4.8.4	Demonstrate the ability to inspect lung tissue specimens to detect pathological features of tuberculosis, COPD, and pulmonary neoplasia.
		4.8.5	Demonstrate the ability to Observe microscopic changes in bone and joint tissues to correlate with inflammatory, degenerative, and neoplastic disorders.
		4.8.6	Demonstrate drug effects on isolated tissue preparations to evaluate the action of antiarrhythmic, antianginal, and antihypertensive drugs.
		4.8.7	Demonstrate the ability to Interpret pharmacokinetic and pharmacodynamic data for anticoagulants, antiplatelets, and fibrinolytic agents in simulated patient cases.
		4.8.8	Demonstrate the ability to Assess therapeutic responses and side effects of antidiabetic, diuretic, and anti-inflammatory drugs using case-based scenarios.
		4.8.9	Demonstrate the ability to Apply rational drug selection principles for CNS, endocrine, and analgesic medications based on efficacy, safety, and clinical context.
5.1	Recognize the important role played by other health care professionals in patients' management	5.1.1	

5.2	Respect colleagues and other health care professionals and work cooperatively with them	5.2.1	
5.3	Implement strategies to promote understanding, manage differences, and resolve conflicts	5.3.1	
5.4	Apply leadership skills to enhance team functioning, the learning environment, and/or the health care delivery system	5.4.1	
5.5	Communicate effectively using written health records, electronic medical records, or other digital technology	5.5.1	
5.6	Evaluate his / her work and that of others using constructive feedback	5.6.1	
5.7	Recognize own personal and professional limits, and seek help from colleagues and supervisors when necessary	5.7.1	
5.8	Apply fundamental knowledge of health economics to ensure the efficiency and effectiveness of the health care system	5.8.1	
5.9	Use health informatics to improve the quality of patient care	5.9.1	
5.10	Document clinical encounters in an accurate, complete, timely, and accessible manner	5.10.1	Recording laboratory findings, histopathology observations, and diagnostic interpretations accurately in lab reports or case notes
		5.10.2	Pharmacology: Documenting drug assay results, therapeutic responses, side effects, and rationales for drug selection in patient case scenarios or simulated exercises.
5.11	Improve the health service provision by applying a process of continuous quality improvement	5.11.1	
5.12	Demonstrate accountability to patients, society, and the profession	5.12.1	
6.1	Regularly reflect on and assess his / her performance using various performance indicators and information sources	6.1.1	
6.2	Develop, implement, monitor, and revise a personal learning plan to enhance professional practice	6.2.1	
6.3	Identify opportunities and use various resources for learning	6.3.1	
6.4	Engage in inter-professional activities and collaborative learning	6.4.1	Contribute to group presentations discussing variable pathologic conditions and treatment guidelines to improve evidence-based learning and professional communication.
6.5	Recognize practice uncertainty and knowledge gaps in clinical and other professional encounters	6.5.1	
6.6	Effectively manage learning time and resources and set priorities	6.6.1	

6.7	Demonstrate an understanding of the scientific principles of research including its ethical aspects and scholarly inquiry and contribute to the work of a research study	6.7.1	
6.8	Critically appraise research studies and scientific papers in terms of integrity, reliability, and applicability	6.8.1	
6.9	Analyze and use numerical data including the use of basic statistical methods	6.9.1	
6.10	Summarize and present to professional and lay audiences the findings of relevant research and scholarly inquiry	6.10.1	

4. Teaching and Learning Methods

6. Interactive Lectures
7. Tutorial classes
8. practical classes
9. Directed self learning.
10. Computer simulation lab
11. Case Discussion

Course Schedule

NO. of the Week	Department	Scientific content of the course (Course Topics)	Total Weekly Hours	Expected Number of the Learning Hours			
				Theoretical teaching (lectures/discussion on groups/.....)	Training Practical/ Computer simulation lab	Self-learning (Tasks/ Assignments / Projects/ ...)	Others
1.	Pathology	49. Rheumatic fever, endocarditis and valvular diseases	45	3	1.5	18 h (Home study, tasks, assignments)	
	Pharmacology	50. Anticoagulant drugs		3	1.5		
	Pathology	51. Myocardial disease, atherosclerosis, ischaemic heart disease and heart failure		3	1.5		
	Pharmacology	52. Antiplatelets and fibrinolytic - haemostatic agents		3	1.5		
	Pathology	53. Pericardial diseases, hypertension, aneurysms, vasculitis and vascular tumours		3	1.5		

	Pharmacology	54. Anemia and Hypolipemic		3	1.5		
2.	Pathology	55. Diseases of the upper respiratory system, pathology of pulmonary microbial infections, pulmonary tuberculosis		3	1.5	18 h (Home study, tasks, assignments) 18 h (Home study, tasks, assignments)	
	Pharmacology	56. Immunosuppressant and corticosteroids		3	1.5		
	Pathology	57. Chronic obstructive pulmonary disease, restrictive pulmonary disease, diseases of pulmonary vasculature and pulmonary neoplasia		3	1.5		
	Pharmacology	58. Diuretics		3	1.5		
	Pathology	59. Diseases of the oral cavity, salivary glands, oesophageal diseases and tumours		3	1.5		
	Pharmacology	60. Antianginal drugs – MI and anti hypertensive drugs	45	3	1.5		assignments) 18 h (Home study, tasks, assignments)
3	Pharmacology	61. Drug therapy of heart failure and antiarrhythmic drugs		3	1.5	18 h (Home study, tasks, assignments)	
	Pathology	62. Diseases of the stomach and duodenum, inflammatory diseases of the small intestine		3	1.5		
	Pharmacology	63. Bronchial asthma		3	1.5		
	Pathology	64. Diseases of large intestine and appendix, Hirschsprung's disease, tumours of the intestine, colorectal polyps, gastrointestinal ulcers and gastrointestinal bleeding. Diseases of the liver and gall bladder		3	1.5		
	Pharmacology	65. Cough therapy and treatment of tuberculosis	45	3	1.5		18 h (Home study, tasks,

	Pathology	66. Renal glomerular diseases, renal tubulointerstitial diseases, renal vascular diseases, cystic diseases of the kidney and renal tumours		3	1.5	assignments)		
4	Pharmacology	67. Peptic ulcer and GERD therapy		3	1.5			
	Pathology	68. Obstructive uropathy, renal stones, hydronephrosis and pyonephrosis, diseases of the urinary bladder and haematuria		3	1.5			
	Pharmacology	69. Drugs affecting GIT motility and drug therapy of diarrhoea and constipation		3	1.5			
	Pathology	70. Diseases of the prostate, testis and testicular adnexa, tumours of the penis, diseases of the tunica vaginalis and causes of male infertility	45	3	1.5	18 h (Home study, tasks, assignments)		
	Pharmacology	71. Diabetes mellitus (DM)		3	1.5			
	Pathology	72. Diseases of the vulva , vagina , uterine cervix , uterine body		3	1.5			
5	Pharmacology	73. Antithyroid and drugs affecting ca (haemostasis – osteoporosis)		3	1.5			
	Pathology	74. Diseases of fallopian tubes, ovary and placenta		3	1.5			
	Pharmacology	75. Skeletal muscle relaxant, gout and rheumatoid arthritis	45	3	1.5	18 h (Home study, tasks, assignments)		
	Pathology	76. Diseases of the breast		3	1.5			
	Pharmacology	77. Narcotic analgesic and sedative hypotonic drugs		3	1.5			
	Pathology	78. Inflammatory bone diseases, osteodystrophies, bone cysts, bone tumours		3	1.5			

		and causes of pathological fracture					
6	Pharmacology	79. Antidepressant , antipsychotic	45	3	1.5	18 h (Home study, tasks, assignments)	
	Pathology	80. Diseases of joints, muscles and neuromuscular junction		3	1.5		
	Pharmacology	81. Anti- epletics		3	1.5		
	Pathology	82. Diseases of red blood cells, diseases of white blood cells and platelets, diseases of the lymphoid tissues, immunodeficiency diseases and autoimmune diseases		3	1.5		
	Pharmacology	83. Drug therapy of degenerative diseases		3	1.5		
	Pathology	84. Diseases of the thyroid, parathyroid glands, pituitary and suprarenal glands, diseases of the pancreas, MEN syndromes		3	1.5		
7.	Pharmacology	85. General and local anesthetics	45	3	1.5	18 h (Home study, tasks, assignments)	
	Pathology	86. C.N.S inflammatory diseases, cerebrovascular disorders, hydrocephalus, C.N.S tumours and diseases of peripheral nerves		3	1.5		
		87. revision		3	1.5		
		88. revision		3	1.5		
		89. revision		3	1.5		
		90. revision		3	1.5		
8		91. revision		3	1.5		
		92. revision		3	1.5		
		93. revision		3	1.5		
		94. revision		3	1.5		
		95. revision		3	1.5		
		96. revision		3	1.5		
		Total	360	144	72	144	


5. Methods of Students' Assessment

No.	Assessment Methods*	Assessment Timing (Week Number)	Marks	Percentage of Total Course Marks
1	Quiz (Semester work)	fourth week	-	0
2	End Module exam	eighth Week	36	20%
3	Final Written Exam	16-20 Week	72	40%
4	Final Clinical Exam	eighth Week	54	30%
5	Assignments/Portfolio	Throughout the Module	18	10%
	Total		180	100%

6. Learning Resources and Supportive Facilities *

Learning resources (books, scientific references, etc.) *	The Main (Essential) Reference for the Course (must be written in full according to the scientific documentation method)	<ul style="list-style-type: none"> • Kumar V, Abbas AK, Aster JC. Robbins and Cotran Pathologic Basis of Disease. 10th ed. Philadelphia: Elsevier; 2021. ISBN: 978-0323531139. • Rang HP, Ritter JM, Flower RJ, Henderson G. Rang & Dale's Pharmacology. 9th ed. London: Elsevier; 2020. ISBN: 978-0702074483.
	Other References	<ul style="list-style-type: none"> • Harsh Mohan Textbook of Pathology. Harsh Mohan. Published by Jaypee Brothers Medical Publishers (P) Ltd. Eighth edition 2019.
	Electronic Sources (Links must be added)	<ul style="list-style-type: none"> • Pathology – OpenStax Medical Physiology & Pathology Resources: https://openstax.org/subjects/science • PubMed – Pathology and Pharmacology Search Portal: https://pubmed.ncbi.nlm.nih.gov/?term=pathology+OR+pharmacology • National Center for Biotechnology Information (NCBI) Bookshelf – Pharmacology & Pathology Texts: https://www.ncbi.nlm.nih.gov/books/ • American Society for Pharmacology and Experimental Therapeutics (ASPET) – Education Resources: https://www.aspet.org/education
	Learning Platforms (Links must be added)	<ul style="list-style-type: none"> • Interactive e-learning platforms (ThinCi) – general interactive learning: https://www.thinci.com • Osmosis – Pathology & Pharmacology Section: https://www.osmosis.org/learn/Pathology ; https://www.osmosis.org/learn/Pharmacology • Egyptian Knowledge Bank (EKB) – Research Resources: https://www.ekb.eg/ar/web/researchers/home • Khan Academy – Health & Medicine (Statistics, Pharmacology, and Pathology): https://www.khanacademy.org/science/health-and-medicine

		<ul style="list-style-type: none"> • Coursera – Medical Research, Pharmacology & Pathology Courses: https://www.coursera.org/courses?query=medical%20research • edX – Clinical Research, Epidemiology, Pharmacology, and Pathology Programs: https://www.edx.org/learn/clinical-research • BMJ Learning – Evidence-Based Medicine & Research Skills: https://new-learning.bmj.com
	Other (to be mentioned)	
Supportive facilities & equipment for teaching and learning *	Devices/Instruments	<ul style="list-style-type: none"> • Microscopes (light and compound) for histopathology and hematology exercises • Desktop or laptop computers with stable internet access • Projector and screen (for lectures, group discussions, and data presentations)
	Supplies	<ul style="list-style-type: none"> • library facilities & online access with updated textbooks and journals • Glass slides, cover slips, and staining racks for specimen preparation • Sample jars and containers for tissue or fluid specimens • Disposable lab materials (gloves, pipettes, slides, staining reagents) • Lab simulation software • online pharmacology platforms
	Electronic Programs	Interactive e-learning platforms (ThinCi) and Microsoft teams.
	Skill Labs/ Simulators	
	Virtual Labs	
	Other (to be mentioned)	access to hospital eye clinics for hands-on clinical exposure

منسق المقرر	مدير البرنامج
Yomna	هاني برج
	

Course Specifications

PSY328

2025 /2026

1. Basic Information

Course Title	Psychology			
Course Code	PSY328			
Department/s participating in delivery of the course	• Psychiatry & neurology.			
Number of credit points of the course = 1.5	Theoretical	Clinical	Self-learning (Tasks/ Assignments/ incision academy)	Total
	0.6	0.3	0.6	1.5
Number of contact and non-contact hours of the course	18	9	18	45
Course duration	One week			
Course Type	Obligatory			
Academic level at which the course is taught	Third year/5 th semester			
Academic Program	M.B. Ch.B. 5+2 Program (credit points)			
Faculty	Kafrelsheikh Faculty of Medicine			
University	Kafrelsheikh University			
Name of Course Coordinator				
Course Specification Approval Date	7/10/2024			
Course Specification Approval (Attach the decision/minutes of the department /committee/council)				

2. Course Overview (Brief summary of scientific content)

The psychology module aims to provide medical students with a foundational understanding of human behavior, cognitive processes, and emotional functioning, with relevance to clinical practice. It prepares students to recognize the psychological factors that influence health, illness, and patient care. The module emphasizes the development of essential skills in psychological assessment, patient communication, and biopsychosocial understanding.

3. Course Learning Outcomes (CLOs)

Matrix of course learning outcomes CLOs with program outcomes POs (NARS/ARS)

	Program Outcomes (NARS/ARS) (according to the matrix in the program specs)		Course Learning Outcomes Upon completion of the course, the student will be able to:
Code	Text	Code	
1.1	Take and record a structured, patient centered history	1.1.1	
1.2	Adopt an empathic and holistic approach to the patients and their problems	1.2.1	Determine emotional and psychiatric problems of the patient.
1.3	Assess the mental state of the patient	1.3.1	Assess memory, attention, and concentration of the patient.
1.4	Perform appropriately-timed full physical examination of patients, appropriate to the age, gender, and clinical presentation of the patient while being culturally sensitive	1.4.1	Perform a comprehensive physical examination relevant to psychiatric patients, including assessment for organic causes of mental illness
1.5	Prioritize issues to be addressed in a patient encounter	1.5.1	
1.6	Select the appropriate investigations and interpret their results taking into consideration cost/ effectiveness factors	1.6.1	Select essential psychological tests and laboratory investigations based on patient history and mental state examination to support psychiatric diagnosis and management
1.7	Recognize and respond to the complexity, uncertainty, and ambiguity inherent in medical practice	1.7.1	
1.8	Apply knowledge of the clinical and biomedical sciences relevant to the clinical problem at hand	1.8.1	
1.9	Retrieve, analyze, and evaluate relevant and current data from literature, using information technologies and library resources, in	1.9.1	

	order to help solve a clinical problem based on evidence (EBM)		
1.10	Integrate the results of history, physical examination and laboratory test findings into a meaningful diagnostic formulation	1.10.1	
1.11	Perform diagnostic and intervention procedures in a skillful and safe manner, adapting to unanticipated findings or changing clinical circumstances	1.11.1	
1.12	Adopt strategies and apply measures that promote patient safety	1.12.1	
1.13	Establish patient-centered management plans in partnership with the patient, his/her family and other health professionals as appropriate, using Evidence Based Medicine in management decision	1.13.1	
1.14	Respect patients' rights and involve them and/or their families/carers in management decisions	1.14.1	
1.15	Provide the appropriate care in cases of emergency, including cardio-pulmonary resuscitation, immediate life support measures and basic first aid procedures	1.15.1	
1.16	Apply the appropriate pharmacological and nonpharmacological approaches to alleviate pain and provide palliative care for seriously ill people, aiming to relieve their suffering and improve their quality of life	1.16.1	
1.17	Contribute to the care of patients and their families at the end of life, including management of symptoms, practical issues of law and certification	1.17.1	
2.1	Identify the basic determinants of health and principles of health improvement	2.1.1	
2.2	Recognize the economic, psychological, social, and cultural factors that interfere with wellbeing	2.2.1	
2.3	Discuss the role of nutrition and physical activity in health	2.3.1	
2.4	Identify the major health risks in his/her community, including demographic, occupational and environmental risks; endemic diseases, and prevalent chronic diseases	2.4.1	
2.5	Describe the principles of disease prevention, and empower communities, specific groups or individuals by raising their awareness and building their capacity	2.5.1	

2.6	Recognize the epidemiology of common diseases within his/her community and apply the systematic approaches useful in reducing the incidence and prevalence of those diseases	2.6.1	
2.7	Provide care for specific groups including pregnant women, newborns and infants, adolescents and the elderly	2.7.1	
2.8	Identify vulnerable individuals that may be suffering from abuse or neglect and take the proper actions to safeguard their welfare	2.8.1	
3.1	Exhibit appropriate professional behaviors and relationships in all aspects of practice, demonstrating honesty, integrity, commitment, compassion, and respect	3.1.1	
3.2	Adhere to the professional standards and laws governing the practice, and abide by the national code of ethics issued by the Egyptian Medical Syndicate	3.2.1	apply professional standards and ethical principles, including autonomy, beneficence, justice, and respect for patients' rights
3.3	Respect the different cultural beliefs and values in the community they serve	3.3.1	respect cultural values and beliefs while explaining the impact of psychiatric interventions in a patient-centered manner
3.4	Treat all patients equally, and avoid stigmatizing any category regardless of their social, cultural or ethnic backgrounds, or their disabilities	3.4.1	
3.5	Ensure confidentiality and privacy of patients' information	3.5.1	maintain confidentiality and communicate sensitively with patients and families
3.6	Recognize basics of medico-legal aspects of practice, malpractice and avoid common medical errors	3.6.1	Recognize medico-legal principles in psychiatry, including obtaining informed consent and avoiding malpractice
3.7	Recognize and manage conflicts of interest	3.7.1	
3.8	Refer patients to the appropriate health facility at the appropriate stage	3.8.1	
3.9	Identify and report any unprofessional and unethical behaviors or physical or mental conditions related to himself, colleagues or any other person that might jeopardize patients' safety	3.9.1	
4.1	Describe the normal structure of the body and its major organ systems and explain their functions	4.1.1	
4.2	Explain the molecular, biochemical, and cellular mechanisms that are important in maintaining the body's homeostasis	4.2.1	
4.3	Recognize and describe main developmental changes in humans and the effect of growth, development and aging on the individual and his family	4.3.1	correlate developmental changes with psychological health and risk for mental illness across the lifespan

4.4	Explain normal human behavior and apply theoretical frameworks of psychology to interpret the varied responses of individuals, groups and societies to disease	4.4.1	Explain normal psychological functions and personality traits from abnormal behaviors
4.5	Identify various causes (genetic, developmental, metabolic, toxic, microbiologic, autoimmune, neoplastic, degenerative, and traumatic) of illness/disease and explain the ways in which they operate on the body (pathogenesis)	4.5.1	
4.6	Describe altered structure and function of the body and its major organ systems that are seen in various diseases and conditions	4.6.1	
4.7	Describe drug actions: therapeutics and pharmacokinetics; side effects and interactions, including multiple treatments, long term conditions and non-prescribed medication; and effects on the population	4.7.1	explain the mechanisms of action, interactions, and adverse effects of psychotropic drugs and apply safe prescribing principles
4.8	Demonstrate basic sciences specific practical skills and procedures relevant to future practice, recognizing their scientific basis, and interpret common diagnostic modalities	4.8.1	
5.1	Recognize the important role played by other health care professionals in patients' management	5.1.1	
5.2	Respect colleagues and other health care professionals and work cooperatively with them	5.2.1	communicate effectively with physicians, mental health professionals, and community agencies to ensure holistic psychiatric care
5.3	Implement strategies to promote understanding, manage differences, and resolve conflicts	5.3.1	
5.4	Apply leadership skills to enhance team functioning, the learning environment, and/or the health care delivery system	5.4.1	
5.5	Communicate effectively using written health records, electronic medical records, or other digital technology	5.5.1	
5.6	Evaluate his / her work and that of others using constructive feedback	5.6.1	
5.7	Recognize own personal and professional limits, and seek help from colleagues and supervisors when necessary	5.7.1	
5.8	Apply fundamental knowledge of health economics to ensure the efficiency and effectiveness of the health care system	5.8.1	
5.9	Use health informatics to improve the quality of patient care	5.9.1	

5.10	Document clinical encounters in an accurate, complete, timely, and accessible manner	5.10.1	
5.11	Improve the health service provision by applying a process of continuous quality improvement	5.11.1	
5.12	Demonstrate accountability to patients, society, and the profession	5.12.1	
6.1	Regularly reflect on and assess his / her performance using various performance indicators and information sources	6.1.1	
6.2	Develop, implement, monitor, and revise a personal learning plan to enhance professional practice	6.2.1	
6.3	Identify opportunities and use various resources for learning	6.3.1	use diverse learning resources, including digital platforms and peer/professor interactions, to enhance knowledge acquisition
6.4	Engage in inter-professional activities and collaborative learning	6.4.1	
6.5	Recognize practice uncertainty and knowledge gaps in clinical and other professional encounters and generate focused questions that address them.	6.5.1	
6.6	Effectively manage learning time and resources and set priorities	6.6.1	
6.7	Demonstrate an understanding of the scientific principles of research including its ethical aspects and scholarly inquiry and contribute to the work of a research study	6.7.1	
6.8	Critically appraise research studies and scientific papers in terms of integrity, reliability, and applicability	6.8.1	
6.9	Analyze and use numerical data including the use of basic statistical methods	6.9.1	
6.10	Summarize and present to professional and lay audiences the findings of relevant research and scholarly inquiry	6.10.1	

4. Teaching and Learning Methods

12. Interactive Lectures
13. Tutorial classes
14. **Clinical** rounds
15. **Simulated patient**
16. **Role play**
17. Directed self learning.

Course Schedule

NO. of the Week	Scientific content of the course (Course Topics)	Total Weekly Hours	Expected Number of the Learning Hours			
			Theoretical teaching (lectures/discussions on groups/	Training clinical / simulated	Self-learning (Tasks/ Assignments/ Projects/ ...)	Others

				patient /role play		
1.	1. Motivation, Emotion, and Behavior	45	3	2	18 h (Home study, tasks, assignments)	
	2. Perception, Attention, and Learning		3	2		
	3. Thinking, Intelligence, and Creativity		3	2		
	4. Developmental and Lifespan Psychology		3	2		
	5. Psychological Assessment and Testing		3	1		
	6. Health and Behavioral Psychology Applied Psychological Concepts		3	-		
		45	18	9	18	

5. Methods of Students' Assessment

No.	Assessment Methods*	Assessment Timing (Week Number)	Marks	Percentage of Total Course Marks
1)	Quiz	8 week	-	0
2)	End Module exam	16-20 Week	5	20%
3)	Final Written Exam	16-20 Week	9	40%
4)	Final Clinical Exam	16-20 Week	7	30%
5)	Assignments/Portfolio	Throughout the Module	2	10%
	Total		23	100%

6. Learning Resources and Supportive Facilities *

Learning resources (books, scientific references, etc.) *	The Main (Essential) Reference for the Course (must be written in full according to the scientific documentation method)	<ul style="list-style-type: none"> Comer RJ. <i>Abnormal Psychology</i>. 11th ed. New York: Worth Publishers; 2021. ISBN: 9781319249349 Kring AM, Johnson SL, Davison GC, Neale JM. <i>Abnormal Psychology</i>. 14th ed. Hoboken, NJ: Wiley; 2022. ISBN: 9781119705443.
	Other References	<ul style="list-style-type: none"> American Psychiatric Association. <i>Diagnostic and Statistical Manual of Mental Disorders (DSM-5-TR®)</i>. 5th ed., text revision. Arlington, VA: American Psychiatric Association Publishing; 2022. ISBN: 9780890425756
	Electronic Sources (Links must be added)	<ul style="list-style-type: none"> PubMed (Psychiatry & Psychology search portal): https://pubmed.ncbi.nlm.nih.gov/?term=psychology+psychiatry

		<ul style="list-style-type: none"> • EQUATOR Network (Research reporting guidelines): https://www.equator-network.org/ • ICMJE (Recommendations for medical & psychological research publication): http://www.icmje.org/ • American Psychological Association (APA): https://www.apa.org/ • National Institute of Mental Health (NIMH): https://www.nimh.nih.gov/ • World Health Organization — Mental Health: https://www.who.int/mental_health/en/ • Egyptian Knowledge Bank (EKB): https://www.ekb.eg/ar/web/researchers/home
	Learning Platforms (Links must be added)	<ul style="list-style-type: none"> • Interactive e-learning platforms (ThinCi) • Khan Academy – MCAT psychology & mental health https://www.khanacademy.org/test-prep/mcat/behavior • OpenLearn (The Open University) – psychology & mental health courses https://www.open.edu/openlearn/science-maths-technology/psychology • Coursera (Audit for free) – psychology & clinical mental health https://www.coursera.org/courses?query=psychology • edX (Audit for free) – psychology & neuroscience programs https://www.edx.org/learn/psychology • Egyptian Knowledge Bank (EKB) – full free access in Egypt https://www.ekb.eg/ar/web/researchers/home • MIT OpenCourseWare – brain & cognitive sciences / psychology https://ocw.mit.edu/courses/brain-and-cognitive-sciences/ • NIMH (National Institute of Mental Health) – free educational resources https://www.nimh.nih.gov/health/educational-resources
	Other (to be mentioned)	
Supportive facilities & equipment for teaching and learning *	Devices/Instruments	<ul style="list-style-type: none"> • desktop or laptop computers with stable internet access • projector and screen (for group teaching, case discussions, and presentations) • printers / scanners (for psychological tests, survey forms, and reports)
	Supplies	<ul style="list-style-type: none"> • library facilities & online access with updated textbooks and journals • survey / questionnaire forms (printed or digital)
	Electronic Programs	Interactive e-learning platforms (ThinCi) and Microsoft teams.
	Skill Labs/ Simulators	
	Virtual Labs	
	Other (to be mentioned)	access to hospital clinics for hands-on clinical exposure

Name and Signature Course Coordinator	Name and Signature Program Coordinator

منسق المقرر	مدير البرنامج
Yomna	هاني برج
